

DUSTIN GROUP AB NPV

ISIN: SE0006625471 WKN: -

Overview

2024/05/08 21:43:05

Price

1.041 EUR

Difference  3.58% (0.04)

General attributes

ISIN	SE0006625471
Symbol	DUST
Exchange	Berlin
Currency	EUR
Sector	Commerce
Security type	Stock
Market cap (m)	473 EUR
Benchmark	OMX STOCKHOLM 30 INDEX

Market data

Bid (Bid size)	-
Ask (Ask size)	-
Open	1.004 EUR
High	1.046 EUR
Low	1.004 EUR
Close (prev. day)	1.005 EUR
VWAP	-
Volume (pcs)	0
Trading volume	0.00
Number of trades	12
Last size	0

Futures and Options

Related Futures	-
Related Options	-











5y



Information about previous performance does not guarantee future performance.

Source: FactSet

Recent research

on sector			
Date		Headline	Download
2024/04/26		Global Equity Ratings	
2024/04/26		Aktienempfehlungen Global	
2024/04/03		Global Equity Ratings	
2024/04/03		Aktienempfehlungen Global	
2024/03/13		Global Equity Ratings	

Details

2024/05/08 21:43:05

Price

1.041 EUR

Difference ▲ 3.58% (0.04)

General attributes

ISIN	SE0006625471
Symbol	DUST
Exchange	Berlin
Currency	EUR
Sector	Commerce
Security type	Stock
Market cap (m)	473 EUR
Benchmark	OMX STOCKHOLM 30 INDEX

Market data

Bid (Bid size)	-
Ask (Ask size)	-
Open	1.004 EUR
High	1.046 EUR
Low	1.004 EUR
Close (prev. day)	1.005 EUR
VWAP	-
Volume (pcs)	0
Trading volume	0.00
Number of trades	12
Last size	0

Performance and Risk

	6m	1y	3y
Perf (%)	+73.85%	-32.47%	-79.99%
Perf (abs.)	+0.44	-0.50	-4.16
Beta	1.37	1.23	1.15
Volatility	139.39	103.14	69.88

5y



Information about previous performance does not guarantee future performance.

Source: FactSet

Price data

Ø price 5 days Ø volume 5 days (pcs.)	1.034 EUR (0)
Ø price 30 days Ø volume 30 days (pcs.)	1.094 EUR (0)
Ø price 100 days Ø volume 100 days (pcs.)	1.023 EUR (0)
Ø price 250 days Ø volume 250 days (pcs.)	1.021 EUR (0)
YTD High date	1.190 EUR (2024/04/17)
YTD Low date	0.814 EUR (2024/01/09)
52 Weeks High date	1.592 EUR (2023/05/15)
52 Weeks Low date	0.539 EUR (2023/10/31)

Arbitrage views

Exchange ⊕	Date	Time	Price	Trading volume (mio.)	Number of trades
Stuttgart	2024/05/08	15:00	1.023 EUR	0.00	9
Nasdaq Stockholm	2024/05/08	12:59	12.20 SEK	12.33	831
Munich	2024/05/08	08:05	1.037 EUR	0.00	2
London Stock Exchange European Trade Reporting	2024/05/08	17:25	87.20 SEK	0.00	1
Frankfurt	2024/	17:15	1.022 EUR	0.00	7

	05/08					
FINRA other OTC Issues	2023/ 12/19	15:55	0.936 USD	0.00		1
Duesseldorf	2024/ 05/08	19:30	1.018 EUR	0.00		6
Berlin	2024/ 05/08	21:43	1.041 EUR	0.00		12

Company profile

Company Logo

Contact Details

DUSTIN GROUP

--

Telefon: -

Fax: -

E-mail: -

Company Profile

-