

GL EVENTS SA

ISIN: FR0000066672

WKN: 6667

Overview

2022/07/27 19:18:49

Price

18.40 USD

Difference  0.00% (0.00)

General attributes

ISIN FR0000066672

Symbol GLO

Exchange FINRA other OTC Issues

Currency USD

Sector Media / Entertainment / Recreation

Security type Stock

Market cap (m) 561 EUR

Benchmark CAC 40 INDEX

Market data

Bid (Bid size) -

Ask (Ask size) -

Open 18.40 USD

High 18.40 USD

Low 18.40 USD

Close (prev. day) 18.40 USD

VWAP 18.365 USD

Volume (pcs) 2,000

Trading volume 36,800.00

Number of trades 1

Last size 2,000

Futures and Options

Related Futures -







Related Options -

5y



Information about previous performance does not guarantee future performance.
Source: FactSet

Recent research

on sector		on market	
Date		Headline	Download
2024/08/09		Equity Weekly	
2024/07/29		Aktienempfehlungen Österreich	
2024/07/24		Global Equity Ratings	
2024/07/24		Aktienempfehlungen Global	
2024/07/15		Aktienempfehlungen Global	

Details

2022/07/27 19:18:49

Price

18.40 USD

Difference  0.00% (0.00)

General attributes

ISIN	FR0000066672
Symbol	GLO
Exchange	FINRA other OTC Issues
Currency	USD
Sector	Media / Entertainment / Recreation
Security type	Stock
Market cap (m)	561 EUR
Benchmark	CAC 40 INDEX

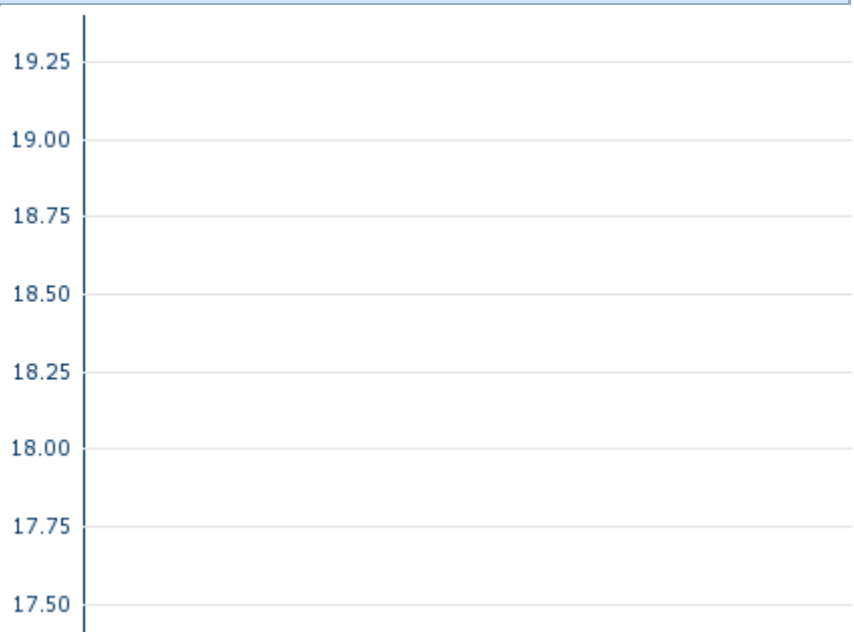
Market data

Bid (Bid size)	-
Ask (Ask size)	-
Open	18.40 USD
High	18.40 USD
Low	18.40 USD
Close (prev. day)	18.40 USD
VWAP	18.365 USD
Volume (pcs)	2,000
Trading volume	36,800.00
Number of trades	1
Last size	2,000

Performance and Risk

	6m	1y	3y
Perf (%)	-	-	-
Perf (abs.)	-	-	-
Beta	1.16	1.21	1.13
Volatility	-	-	-

5y



Information about previous performance does not guarantee future performance.
Source: FactSet

Price data

Ø price 5 days Ø volume 5 days (pcs.)	- USD (-)
Ø price 30 days Ø volume 30 days (pcs.)	- USD (0)
Ø price 100 days Ø volume 100 days (pcs.)	- USD (-)
Ø price 250 days Ø volume 250 days (pcs.)	- USD (-)
YTD High date	- USD (-)
YTD Low date	- USD (-)
52 Weeks High date	- USD (-)
52 Weeks Low date	- USD (-)

All listings for GL EVENTS SA

Exchange 	Date	Time	Price	Trading volume (mio.)	Number of trades
Stuttgart	2024/08/09	17:08	18.42 EUR	0.00	13
Munich	2024/08/09	08:11	18.82 EUR	0.00	1
London Stock Exchange	2023/09/29	17:41	16.32 EUR	0.01	1
Frankfurt	2024/08/09	08:06	18.56 EUR	0.00	2
FINRA other OTC	2022/07/	19:18	18.40 USD	0.04	1

Issues	27						
Euronext Paris	2024/08/09	17:35	18.72	EUR	0.09		109
Duesseldorf	2024/08/09	08:12	18.54	EUR	0.00		2

Company profile

Company Logo



Company Profile

-

Contact Details

GL EVENTS

--

Telefon: -

Fax: -

E-mail: -