


NNIT A/S DKK10

ISIN: **DK0060580512** WKN: -

Overview

2024/04/23 08:02:39		
Price	14.36 EUR	
Difference		1.84% (0.26)

General attributes	
ISIN	DK0060580512
Symbol	NNIT
Exchange	Berlin
Currency	EUR
Sector	IT-Technology
Security type	Stock
Market cap (m)	366 EUR
Benchmark	OMX COPENHAGEN 20


Market data	
Bid (Bid size)	14.46 EUR (200)
Ask (Ask size)	14.74 EUR (200)
Open	14.36 EUR
High	14.36 EUR
Low	14.36 EUR
Close (prev. day)	14.10 EUR
VWAP	-
Volume (pcs)	0
Trading volume	0.00
Number of trades	1
Last size	0

Futures and Options	
Related Futures	-
Related Options	-




Information about previous performance does not guarantee future performance.
Source: FactSet

Recent research

on sector			
Date		Headline	Download
2024/04/15		Aktienempfehlungen Österreich	
2024/04/03		Global Equity Ratings	
2024/04/03		Aktienempfehlungen Global	
2024/04/03		Aktienempfehlungen Österreich	
2024/03/29		Equity Weekly	

Details

2024/04/23 08:02:39		
Price	14.36 EUR	
Difference		1.84% (0.26)

General attributes	
ISIN	DK0060580512
Symbol	NNIT
Exchange	Berlin
Currency	EUR
Sector	IT-Technology
Security type	Stock
Market cap (m)	366 EUR
Benchmark	OMX COPENHAGEN 20

Market data	
Bid (Bid size)	14.46 EUR (200)
Ask (Ask size)	14.74 EUR (200)
Open	14.36 EUR
High	14.36 EUR
Low	14.36 EUR
Close (prev. day)	14.10 EUR
VWAP	-
Volume (pcs)	0
Trading volume	0.00
Number of trades	1
Last size	0

Performance and Risk			
	6m	1y	3y
Perf (%)	+33.78%	+58.07%	-0.14%
Perf (abs.)	+3.56	+5.18	-0.02
Beta	0.30	0.28	0.52
Volatility	33.36	36.68	36.98



Information about previous performance does not guarantee future performance.
Source: FactSet

Price data	
Ø price 5 days Ø volume 5 days (pcs.)	14.30 EUR (0)
Ø price 30 days Ø volume 30 days (pcs.)	14.41 EUR (0)
Ø price 100 days Ø volume 100 days (pcs.)	12.91 EUR (0)
Ø price 250 days Ø volume 250 days (pcs.)	11.70 EUR (0)
YTD High date	15.16 EUR (2024/04/04)
YTD Low date	11.06 EUR (2024/01/03)
52 Weeks High date	15.16 EUR (2024/04/04)
52 Weeks Low date	8.76 EUR (2023/04/26)

Arbitrage views					
Exchange 	Date	Time	Price	Trading volume (mio.)	Number of trades
Stuttgart	2024/04/23	11:34	14.38 EUR	0.00	4
Nasdaq Copenhagen	2024/04/23	11:47	108.60 DKK	0.11	16
Munich	2024/04/23	08:02	14.52 EUR	0.00	1
London Stock Exchange European Trade Reporting	2024/04/23	09:00	108.60 DKK	0.00	1
Frankfurt	2024/	08:02	14.36 EUR	0.00	1

	04/23					
Duesseldorf	2024/ 04/23	09:30	14.42 EUR	0.00		2
Berlin	2024/ 04/23	08:02	14.36 EUR	0.00		1

Company profile

Company Logo

Contact Details

NNIT A/S

--

Telefon: -

Fax: -

E-mail: -

Company Profile

-