

## MOBIMO HOLDING AG

ISIN: CH0011108872 WKN: 1110887

## Overview

2019/06/28 11:26:44

5y

## Price

227.7183 EUR

Difference  0.22% (0.49)

## General attributes

ISIN	CH0011108872
Symbol	MOBN
Exchange	Frankfurt
Currency	EUR
Sector	Other
Security type	Stock
Market cap (m)	1,971 EUR
Benchmark	SWISS MARKET INDEX

## Market data

Bid (Bid size)	-
Ask (Ask size)	-
Open	227.7183 EUR
High	230.50 EUR
Low	230.50 EUR
Close (prev. day)	227.2244 EUR
VWAP	227.718326 EUR
Volume (pcs)	196
Trading volume	44,717.00
Number of trades	2
Last size	196






## Futures and Options

Related Futures	-
Related Options	-

Chart  
not available

Information about previous performance does not guarantee future performance.  
Source: FactSet

## Recent research

on sector		on market	
Date		Headline	Download
2024/07/15		Aktienempfehlungen Global	
2024/07/12		Global Equity Ratings	
2024/07/09		Aktienempfehlungen Österreich	
2024/07/05		Equity Weekly	
2024/06/24		Aktienempfehlungen Österreich	

## Details

2019/06/28 11:26:44

## Price

227.7183 EUR

Difference ▲ 0.22% (0.49)

## General attributes

ISIN	CH0011108872
Symbol	MOBN
Exchange	Frankfurt
Currency	EUR
Sector	Other
Security type	Stock
Market cap (m)	1,971 EUR
Benchmark	SWISS MARKET INDEX

## Market data

Bid (Bid size)	-
Ask (Ask size)	-
Open	227.7183 EUR
High	230.50 EUR
Low	230.50 EUR
Close (prev. day)	227.2244 EUR
VWAP	227.718326 EUR
Volume (pcs)	196
Trading volume	44,717.00
Number of trades	2
Last size	196

## Performance and Risk

	6m	1y	3y
Perf (%)	-	-	-
Perf (abs.)	-	-	-
Beta	0.28	0.43	0.54
Volatility	-	-	-

5y

Chart  
not available

Information about previous performance does not guarantee future performance.  
Source: FactSet

## Price data

Ø price 5 days   Ø volume 5 days (pcs.)	- EUR (-)
Ø price 30 days   Ø volume 30 days (pcs.)	- EUR (-)
Ø price 100 days   Ø volume 100 days (pcs.)	- EUR (-)
Ø price 250 days   Ø volume 250 days (pcs.)	- EUR (-)
YTD High   date	- EUR (-)
YTD Low   date	- EUR (-)
52 Weeks High   date	- EUR (-)
52 Weeks Low   date	- EUR (-)

## Arbitrage views

Exchange <span>⊕</span>	Date	Time	Price	Trading volume (mio.)	Number of trades
SIX Swiss Exchange	2024/07/18	17:31	262.50 CHF	1.04	105
London Stock Exchange European Trade Reporting	2024/07/18	17:20	263.00 CHF	0.00	2
Frankfurt	2019/06/28	11:26	227.7183 EUR	0.04	2
Berlin	2019/06/28	15:58	227.7183 EUR	0.00	5

## Company profile

### Company Logo



### Contact Details

MOBIMO HOLDING AG

--

Rütligasse 1 - 6000 Luzern

Telefon: +41-41-249-49-80

Fax: +41-41-249-49-89

E-mail: [info@mobimo.ch](mailto:info@mobimo.ch)

### Company Profile

-

#### Members of Management Board

Daniel Ducrey Chairman of Managing Board

Christoph Egli Member of Executive Committee

Gerhard Demmelmair Member of Executive Committee

Jörg Brunner Member of Executive Committee

Marco Tondel Member of Executive Committee

Vinzenz Manser Member of Executive Committee

#### Board of directors

Markus Schurch Member of the administrative board

Martha Scheiber Member of the administrative board

Bernadette Koch Member of the administrative board

Brian Fischer Member of the administrative board

Daniel Crausaz Member of the administrative board

Sabrina Contratto Member of the administrative board

Stéphane Maye Member of the administrative board

Peter Schaub Chairman of the administrative board