

## DUSTIN GROUP AB NPV

ISIN: SE0006625471 WKN: -

## Overview

2024/05/09 09:15:02

Price  
1.02 EURDifference  -0.20% (-0.00)

## General attributes

ISIN	SE0006625471
Symbol	DUST
Exchange	Frankfurt
Currency	EUR
Sector	Commerce
Security type	Stock
Market cap (m)	473 EUR
Benchmark	OMX STOCKHOLM 30 INDEX

## Market data

Bid (Bid size)	1.02 EUR (2,060)
Ask (Ask size)	1.059 EUR (1,990)
Open	1.02 EUR
High	1.02 EUR
Low	1.02 EUR
Close (prev. day)	1.022 EUR
VWAP	1.105 EUR
Volume (pcs)	0
Trading volume	0.00
Number of trades	3
Last size	0

## Futures and Options











Related Futures	-
Related Options	-

5y



Information about previous performance does not guarantee future performance.  
Source: FactSet

## Recent research

on sector			
Date		Headline	Download
2024/04/26		Global Equity Ratings	
2024/04/26		Aktienempfehlungen Global	
2024/04/03		Global Equity Ratings	
2024/04/03		Aktienempfehlungen Global	
2024/03/13		Global Equity Ratings	

## Details

2024/05/09 09:15:02

**Price**  
1.02 EUR

**Difference** ▼ -0.20% (-0.00)

## General attributes

ISIN	SE0006625471
Symbol	DUST
Exchange	Frankfurt
Currency	EUR
Sector	Commerce
Security type	Stock
Market cap (m)	473 EUR
Benchmark	OMX STOCKHOLM 30 INDEX

## Market data

Bid (Bid size)	1.02 EUR (2,060)
Ask (Ask size)	1.059 EUR (1,990)
Open	1.02 EUR
High	1.02 EUR
Low	1.02 EUR
Close (prev. day)	1.022 EUR
VWAP	1.105 EUR
Volume (pcs)	0
Trading volume	0.00
Number of trades	3
Last size	0

## Performance and Risk

	6m	1y	3y
Perf (%)	+72.04%	-32.83%	-79.92%
Perf (abs.)	+0.43	-0.50	-4.07
Beta	1.37	1.23	1.15
Volatility	138.40	101.71	69.18

5y



Information about previous performance does not guarantee future performance.  
Source: FactSet

## Price data

Ø price 5 days   Ø volume 5 days (pcs.)	1.01 EUR (0)
Ø price 30 days   Ø volume 30 days (pcs.)	1.07 EUR (386)
Ø price 100 days   Ø volume 100 days (pcs.)	1.00 EUR (236)
Ø price 250 days   Ø volume 250 days (pcs.)	1.01 EUR (98)
YTD High   date	1.16 EUR (2024/04/24)
YTD Low   date	0.80 EUR (2024/01/09)
52 Weeks High   date	1.58 EUR (2023/05/16)
52 Weeks Low   date	0.53 EUR (2023/10/31)

## Arbitrage views

Exchange	Date	Time	Price	Trading volume (mio.)	Number of trades
Stuttgart	2024/05/09	09:52	1.02 EUR	0.00	3
Nasdaq Stockholm	2024/05/08	12:59	12.20 SEK	12.33	831
Munich	2024/05/09	08:04	1.037 EUR	0.00	1
London Stock Exchange European Trade Reporting	2024/05/08	17:25	87.20 SEK	0.00	1
Frankfurt	2024/05/09	09:15	1.02 EUR	0.00	3

	05/09					
FINRA other OTC Issues	2023/ 12/19	15:55	0.936 USD	0.00		1
Duesseldorf	2024/ 05/09	09:10	1.014 EUR	0.00		2
Berlin	2024/ 05/09	09:52	1.039 EUR	0.00		3

## Company profile

### Company Logo

#### Contact Details

DUSTIN GROUP

--

----

Telefon: -

Fax: -

E-mail: -

### Company Profile

-