

IBEX SMALL CAP

ISIN: **ES0SI0000021** WKN: -

Overview

2024/05/09 17:35:03

Price

8,606.80 EUR

Difference ▲ 0.36% (31.10)

General attributes

ISIN ES0SI0000021

Symbol -

Country Spain

Instruments in index 29

Type of index -

Security type Index

Top 5

Name	Price	+ - (%)	Trend
RENTA CORP...	0.866	+6.91	▲
GENERAL DE...	1.48	+6.47	▲
URBAS GRUP...	0.0042	+2.44	▲
NICOLAS CO...	6.86	+2.08	▲
NUEVA EXPR...	0.379	+1.88	▲

Intraday 1w 1m 6m 1y 3y

Flop 5

Name	Price	+ - (%)	Trend
AUDAX RENO...	1.792	-0.88	▼
TUBOS REUN...	0.732	-0.81	▼
PROSEGUR C...	0.52	-0.76	▼
MIQUEL Y C...	11.90	-0.42	▼
NATURHOUSE...	1.65	-0.30	▼

Intraday 1w 1m 6m 1y 3y



Information about previous performance does not guarantee future performance.
Source: FactSet

Recent research

on market		
Date	Headline	Download
2024/05/08	Credit Markets Weekly	Download
2024/05/08	Credit Markets Weekly (DE)	Download
2024/05/08	Marktkommentar	Download
2024/05/06	Anzeichen für eine wirtschaftliche Wende?	
2024/05/03	Week Ahead	Download

More information on countries & regions

➤ Markets by Region

Details

2024/05/09 17:35:03

Price

8,606.80 EUR

Difference ▲ 0.36% (31.10)

General attributes

ISIN ES0SI0000021

Symbol -

Country Spain

Security type Index

Instruments in index 29

Market data

Open 8,569.20 EUR

High 8,606.80 EUR

Low 8,515.00 EUR

Close (prev. day) 8,575.70 EUR

Trading volume (m) -

Volume (pcs) -

Performance and Risk

	6m	1y	3y
Perf (%)	+14.55%	+11.12%	+0.29%
Perf (abs.)	+1,092.90	+861.20	+24.90
Beta	-	-	-
Volatility	11.17	11.12	15.34




5y





Information about previous performance does not guarantee future performance.
Source: FactSet

Price data

Ø price 5 days Ø volume 5 days (pcs.)	8,528.40 EUR (0)
Ø price 30 days Ø volume 30 days (pcs.)	8,236.59 EUR (0)
Ø price 100 days Ø volume 100 days (pcs.)	7,995.20 EUR (0)
Ø price 250 days Ø volume 250 days (pcs.)	7,899.36 EUR (0)
YTD High date	8,606.80 EUR (2024/05/09)
YTD Low date	7,662.30 EUR (2024/02/20)
52 Weeks High date	8,606.80 EUR (2024/05/09)
52 Weeks Low date	7,313.30 EUR (2023/10/26)

Composition

Name  ISIN	Price	Diff %  Diff +/-	Performance 	Date Time	Turnover Pc.  Turnover Money 
AEDAS HOMES SA ES0105287009	19.44	0.93% 0.18		24/05/09 17:35:00	19,510 378,031.86
AIRTFICIAL INTELLIGENCE ... ES0152768612	0.1308	1.08% 0.00		24/05/09 17:35:00	1,204,358 157,978.38
AMPER SA ES0109260531	0.117	0.52% 0.00		24/05/09 17:39:27	4,167,212 479,747.38
AUDAX RENOVABLES SA ES0136463017	1.792	-0.88% -0.02		24/05/09 17:43:21	213,619 383,576.41
AZKOYEN SA EUR0.6 ES0112458312	6.22	0.32% 0.02		24/05/09 17:35:00	1,616 10,046.96
BERKELEY ENERGIA LTD. AU000000BKY0	0.2015	0.75% 0.00		24/05/09 17:35:00	302,321 60,741.81
BODEGAS RIOJANAS EUR0.75 ES0115002018	4.20	0.00% 0.00		24/05/09 17:35:00	- -
DEOLEO SA ES0110047919	0.223	1.83% 0.00		24/05/09 17:35:00	285,288 62,746.52
DISTRIBUIDORA INTL DE ALI... ES0126775032	0.0134	0.00% 0.00		24/05/09 17:35:00	5,137,512 68,652.86
DURO FELGUERA EUR0.05 (PO... ES0162600003	0.577	0.00% 0.00		24/05/09 17:35:00	54,949 31,655.59
ECOENER SA EUR0.32 ES0105548004	3.80	1.06% 0.04		24/05/09 17:35:00	10,163 39,046.97
ERCROS SA ES0125140A14	3.50	0.29% 0.01		24/05/09 17:35:00	41,008 143,367.43
GENERAL DE ALQUILER DE MA... ES0141571192	1.48	6.47% 0.09		24/05/09 17:35:00	33,817 48,298.32
GLOBAL DOMINION ACCESS SA ES0105130001	3.51	-0.14% -0.01		24/05/09 17:35:00	126,602 445,959.94
GRUPO EMPRESARIAL SAN JOS... ES0180918015	4.55	1.56% 0.07		24/05/09 17:35:00	74,013 332,407.34
LAR ESPANA REAL ESTATE SO... ES0105015012	7.07	0.86% 0.06		24/05/09 17:35:00	54,078 380,573.50
MIQUEL Y COSTAS MIQUEL EU... ES0164180012	11.90	-0.42% -0.05		24/05/09 17:35:00	1,901 22,493.35
NATURHOUSE HEALTH SA ES0105043006	1.65	-0.30% -0.01		24/05/09 17:35:00	2,215 3,628.75
NEINOR HOMES SA ES0105251005	10.84	0.00% 0.00		24/05/09 17:35:00	25,373 275,189.10
NICOLAS CORREA SA EUR0.8 ES0166300212	6.86	2.08% 0.14		24/05/09 17:35:00	4,797 32,672.74
NUEVA EXPRESION TEXTIL SA... ES0126962069	0.379	1.88% 0.01		24/05/09 17:38:05	540,437 203,518.84
OBRASCON HUARTE LAIN SA ES0142090317	0.4052	1.10% 0.00		24/05/09 17:35:00	3,249,090 1,303,341.16
ORYZON GENOMICS SA ES0167733015	1.966	-0.20% -0.00		24/05/09 17:35:00	27,187 53,354.43
PROMOTORA DE INFORMACIONE... ES0171743901	0.366	-0.27% -0.00		24/05/09 17:39:21	12,027 4,345.21
PROSEGUR CASH EUR0.02 ES0105229001	0.52	-0.76% -0.00		24/05/09 17:35:00	436,111 226,471.08

RENTA CORPORACION REAL ES... ES0173365018	0.866	6.91% 0.06		24/05/09 17:35:00	505,357 425,845.58
SOLTEC POWER HOLDINGS SA ES0105513008	2.515	1.62% 0.04		24/05/09 17:35:00	174,756 432,305.18
TUBOS REUNIDOS SA ES0180850416	0.732	-0.81% -0.01		24/05/09 17:35:00	623,932 454,685.72
URBAS GRUPO FINANCIERO SA ES0182280018	0.0042	2.44% 0.00		24/05/09 17:35:00	67,698,380 276,847.06