

IBEX SMALL CAP

ISIN: **ES0SI0000021** WKN: -

Overview

2024/05/08 17:37:10	
Price	8,575.70 EUR
Difference	▲ 0.24% (20.20)
General attributes	
ISIN	ES0SI0000021
Symbol	-
Country	Spain
Instruments in index	29
Type of index	-
Security type	Index
Market data	
Open	8,541.90 EUR
High	8,586.40 EUR
Low	8,540.10 EUR
Close (prev. day)	8,555.50 EUR
Trading volume (m)	-
Volume (pcs)	-



Information about previous performance does not guarantee future performance.
Source: FactSet

Top 5

Name	Price	+ - (%)	Trend
NUEVA EXPR...	0.372	+10.06	▲
TUBOS REUN...	0.738	+7.27	▲
OBRASCON H...	0.4008	+3.57	▲
GENERAL DE...	1.39	+2.96	▲
GRUPO EMPR...	4.48	+1.82	▲

Intraday 1w 1m 6m 1y 3y

Flop 5

Name	Price	+ - (%)	Trend
AMPER SA	0.1164	-4.59	▼
BERKELEY E...	0.20	-2.44	▼
LAR ESPANA...	7.01	-1.41	▼
DURO FELGU...	0.577	-1.37	▼
ECOENER SA...	3.76	-1.05	▼

Intraday 1w 1m 6m 1y 3y

Recent research

Date	Headline	Download
2024/05/08	Credit Markets Weekly	
2024/05/08	Credit Markets Weekly (DE)	
2024/05/08	Marktkommentar	
2024/05/06	Anzeichen für eine wirtschaftliche Wende?	
2024/05/03	Week Ahead	

Futures and Options

Related Futures -

Related Options -

Details

2024/05/08 17:37:10

Price

8,575.70 EURDifference  0.24% (20.20)

General attributes

ISIN ES0SI0000021

Symbol -

Country Spain

Security type Index

Instruments in index 29

Market data

Open 8,541.90 EUR

High 8,586.40 EUR

Low 8,540.10 EUR

Close (prev. day) 8,555.50 EUR

Trading volume (m) -

Volume (pcs) -

Performance and Risk

	6m	1y	3y
Perf (%)	+14.02%	+10.40%	-0.07%
Perf (abs.)	+1,054.60	+808.20	-6.20
Beta	-	-	-
Volatility	11.24	11.12	15.35



Information about previous performance does not guarantee future performance.




Source: FactSet

Price data

Ø price 5 days Ø volume 5 days (pcs.)	8,479.66 EUR (0)
Ø price 30 days Ø volume 30 days (pcs.)	8,223.82 EUR (0)
Ø price 100 days Ø volume 100 days (pcs.)	7,989.03 EUR (0)
Ø price 250 days Ø volume 250 days (pcs.)	7,896.52 EUR (0)
YTD High date	8,586.40 EUR (2024/05/08)
YTD Low date	7,662.30 EUR (2024/02/20)
52 Weeks High date	8,586.40 EUR (2024/05/08)
52 Weeks Low date	7,313.30 EUR (2023/10/26)

Composition

Name  ISIN	Price	Diff %  Diff +/-	Performance 	Date Time	Turnover Pc.  Turnover Money 
AEDAS HOMES SA ES0105287009	19.26	-0.72% -0.14		24/05/08 17:35:12	12,985 251,455.40
AIRTFICIAL INTELLIGENCE ... ES0152768612	0.1294	-0.46% -0.00		24/05/08 17:35:12	2,490,545 327,244.36
AMPER SA ES0109260531	0.1164	-4.59% -0.01		24/05/08 17:35:12	8,434,394 1,005,282.76
AUDAX RENOVABLES SA ES0136463017	1.808	0.67% 0.01		24/05/08 17:36:16	516,470 925,153.17
AZKOYEN SA EUR0.6 ES0112458312	6.20	0.98% 0.06		24/05/08 17:35:12	6,527 40,616.88
BERKELEY ENERGIA LTD. AU000000BKY0	0.20	-2.44% -0.01		24/05/08 17:35:12	918,426 186,920.74
BODEGAS RIOJANAS EUR0.75 ES0115002018	4.20	0.00% 0.00		24/05/08 17:35:12	222 923.66
DEOLEO SA ES0110047919	0.219	0.00% 0.00		24/05/08 17:35:12	246,413 53,939.08
DISTRIBUIDORA INTL DE ALI... ES0126775032	0.0134	0.75% 0.00		24/05/08 17:35:12	15,062,524 201,643.81
DURO FELGUERA EUR0.05 (PO... ES0162600003	0.577	-1.37% -0.01		24/05/08 17:35:12	61,191 35,157.39
ECOENER SA EUR0.32 ES0105548004	3.76	-1.05% -0.04		24/05/08 17:35:12	10,814 40,761.99
ERCROS SA ES0125140A14	3.49	-0.29% -0.01		24/05/08 17:35:12	39,766 139,039.35
GENERAL DE ALQUILER DE MA... ES0141571192	1.39	2.96% 0.04		24/05/08 17:35:12	13,050 18,023.89
GLOBAL DOMINION ACCESS SA ES0105130001	3.515	-0.57% -0.02		24/05/08 17:35:12	100,677 355,382.89
GRUPO EMPRESARIAL SAN JOS... ES0180918015	4.48	1.82% 0.08		24/05/08 17:35:12	82,293 362,581.26
LAR ESPANA REAL ESTATE SO... ES0105015012	7.01	-1.41% -0.10		24/05/08 17:35:12	49,333 345,646.78
MIQUEL Y COSTAS MIQUEL EU... ES0164180012	11.95	0.42% 0.05		24/05/08 17:35:12	3,942 46,975.30
NATURHOUSE HEALTH SA ES0105043006	1.655	-0.30% -0.01		24/05/08 17:35:12	2,605 4,311.72
NEINOR HOMES SA ES0105251005	10.84	0.37% 0.04		24/05/08 17:35:12	19,413 209,867.48
NICOLAS CORREA SA EUR0.8 ES0166300212	6.72	-0.30% -0.02		24/05/08 17:35:12	3,041 20,590.00
NUEVA EXPRESION TEXTIL SA... ES0126962069	0.372	10.06% 0.03		24/05/08 17:37:10	233,967 81,456.28
OBRASCON HUARTE LAIN SA ES0142090317	0.4008	3.57% 0.01		24/05/08 17:35:12	8,063,352 3,212,133.99
ORYZON GENOMICS SA ES0167733015	1.97	0.92% 0.02		24/05/08 17:35:12	55,349 108,721.06
PROMOTORA DE INFORMACIONE... ES0171743901	0.367	0.27% 0.00		24/05/08 17:35:12	3,521,160 1,302,691.12
PROSEGUR CASH EUR0.02 ES0105229001	0.524	-0.19% -0.00		24/05/08 17:35:12	155,001 81,311.12

RENTA CORPORACION REAL ES... ES0173365018	0.81	-0.98% -0.01		24/05/08 17:35:12	2,870 2,332.40
SOLTEC POWER HOLDINGS SA ES0105513008	2.475	0.20% 0.01		24/05/08 17:35:12	418,737 1,033,502.35
TUBOS REUNIDOS SA ES0180850416	0.738	7.27% 0.05		24/05/08 17:35:12	1,960,443 1,420,415.63
URBAS GRUPO FINANCIERO SA ES0182280018	0.0041	0.00% 0.00		24/05/08 17:44:03	31,231,690 127,467.36