

## IBEX SMALL CAP

ISIN: ES0SI0000021 WKN: -

## Overview

2024/05/03 17:37:08

Price

**8,404.10** EURDifference  0.49% (41.00)

## General attributes

ISIN ES0SI0000021

Symbol -

Country Spain

Instruments in index 29

Type of index -

Security type Index

## Market data

Open 8,377.60 EUR

High 8,421.80 EUR






Low 8,358.50 EUR

Close (prev. day) 8,363.10 EUR

Trading volume (m) -

Volume (pcs) -

## Top 5

Name 	Price	+ - (%) 	Trend 
DURO FELGU...	0.598	+9.52	
MIQUEL Y C...	11.85	+4.41	
BODEGAS RI...	4.28	+3.88	
OBRASCON H...	0.3596	+2.39	
DISTRIBUID...	0.0132	+2.33	

Intraday 1w 1m 6m 1y 3y

## Flop 5

Name 	Price	+ - (%) 	Trend 
URBAS GRUP...	0.0041	-2.38	
PROMOTORA ...	0.36	-2.17	
AEDAS HOME...	18.90	-1.56	
NEINOR HOM...	10.72	-1.29	
AMPER SA	0.1146	-1.21	

Intraday 1w 1m 6m 1y 3y

5y



Information about previous performance does not guarantee future performance.

Source: FactSet

## Recent research

on market		
Date	Headline	Download
2024/05/03	 Week Ahead	
2024/05/03	 Wochenausblick	
2024/05/02	 FX markets reflect uncertain interest rate outlook	
2024/05/02	 FX-Märkte spiegeln unsicheres Zinsumfeld wider	
2024/04/30	 Credit Markets Weekly	

**Futures and Options**

**Related Futures** -

**Related Options** -

## Details

2024/05/03 17:37:08

Price

**8,404.10** EURDifference  0.49% (41.00)

## General attributes

ISIN ES0SI0000021

Symbol -

Country Spain

Security type Index

Instruments in index 29

## Market data

Open 8,377.60 EUR

High 8,421.80 EUR

Low 8,358.50 EUR

Close (prev. day) 8,363.10 EUR

Trading volume (m) -

Volume (pcs) -

## Performance and Risk

	6m	1y	3y
Perf (%)	+10.46%	+9.81%	-1.73%
Perf (abs.)	+795.90	+750.70	-147.60
Beta	-	-	-
Volatility	11.16	11.18	15.38



5y

Information about previous performance does not guarantee future performance.



Source: FactSet

## Price data

Ø price 5 days   Ø volume 5 days (pcs.)	8,301.36 EUR (0)
Ø price 30 days   Ø volume 30 days (pcs.)	8,143.84 EUR (0)
Ø price 100 days   Ø volume 100 days (pcs.)	7,967.53 EUR (0)
Ø price 250 days   Ø volume 250 days (pcs.)	7,885.75 EUR (0)
YTD High   date	8,421.80 EUR (2024/05/03)
YTD Low   date	7,662.30 EUR (2024/02/20)
52 Weeks High   date	8,421.80 EUR (2024/05/03)
52 Weeks Low   date	7,313.30 EUR (2023/10/26)

## Composition

Name  ISIN	Price	Diff %  Diff +/-	Performance 	Date Time	Turnover Pc.  Turnover Money 
AEDAS HOMES SA ES0105287009	18.90	-1.56% -0.30		24/05/03 17:35:13	31,258 585,883.70
AIRTFICIAL INTELLIGENCE ... ES0152768612	0.1256	-0.32% -0.00		24/05/03 17:41:54	1,235,427 155,916.41
AMPER SA ES0109260531	0.1146	-1.21% -0.00		24/05/03 17:35:10	21,112,634 2,494,034.84
AUDAX RENOVABLES SA ES0136463017	1.75	0.57% 0.01		24/05/03 17:35:10	310,866 546,278.28
AZKOYEN SA EUR0.6 ES0112458312	6.08	-0.98% -0.06		24/05/03 17:35:10	15,246 92,261.32
BERKELEY ENERGIA LTD. AU000000BKY0	0.21	-0.24% -0.00		24/05/03 17:35:10	682,377 143,603.79
BODEGAS RIOJANAS EUR0.75 ES0115002018	4.28	3.88% 0.16		24/05/03 17:35:10	571 2,434.10
DEOLEO SA ES0110047919	0.219	-0.90% -0.00		24/05/03 17:35:10	282,807 61,947.58
DISTRIBUIDORA INTL DE ALI... ES0126775032	0.0132	2.33% 0.00		24/05/03 17:35:10	14,403,651 188,845.54
DURO FELGUERA EUR0.05 (PO... ES0162600003	0.598	9.52% 0.05		24/05/03 17:35:10	602,536 356,227.09
ECOENER SA EUR0.32 ES0105548004	3.83	-0.52% -0.02		24/05/03 17:35:10	14,917 56,709.94
ERCROS SA ES0125140A14	3.505	0.00% 0.00		24/05/03 17:35:10	64,464 225,695.57
GENERAL DE ALQUILER DE MA... ES0141571192	1.32	0.76% 0.01		24/05/03 17:35:10	2,499 3,285.68
GLOBAL DOMINION ACCESS SA ES0105130001	3.485	0.00% 0.00		24/05/03 17:35:10	100,337 350,562.97
GRUPO EMPRESARIAL SAN JOS... ES0180918015	4.08	0.49% 0.02		24/05/03 17:35:10	44,185 181,343.12
LAR ESPANA REAL ESTATE SO... ES0105015012	7.05	0.14% 0.01		24/05/03 17:35:10	88,837 626,926.30
MIQUEL Y COSTAS MIQUEL EU... ES0164180012	11.85	4.41% 0.50		24/05/03 17:35:10	8,625 99,831.75
NATURHOUSE HEALTH SA ES0105043006	1.66	0.00% 0.00		24/05/03 17:35:10	8,520 13,975.03
NEINOR HOMES SA ES0105251005	10.72	-1.29% -0.14		24/05/03 17:35:10	25,230 271,467.36
NICOLAS CORREA SA EUR0.8 ES0166300212	6.98	-0.85% -0.06		24/05/03 17:35:10	2,875 20,143.16
NUEVA EXPRESION TEXTIL SA... ES0126962069	0.335	-0.30% -0.00		24/05/03 17:35:10	249,351 83,372.02
OBRASCON HUARTE LAIN SA ES0142090317	0.3596	2.39% 0.01		24/05/03 17:35:10	4,439,457 1,586,651.73
ORYZON GENOMICS SA ES0167733015	1.928	0.94% 0.02		24/05/03 17:35:10	97,103 186,222.15
PROMOTORA DE INFORMACIONE... ES0171743901	0.36	-2.17% -0.01		24/05/03 17:35:10	177,429 63,950.36
PROSEGUR CASH EUR0.02 ES0105229001	0.514	-0.96% -0.01		24/05/03 17:35:10	229,304 118,603.27

RENTA CORPORACION REAL ES... ES0173365018	0.816	0.00% 0.00		24/05/03 17:35:10	891 727.06
SOLTEC POWER HOLDINGS SA ES0105513008	2.325	1.75% 0.04		24/05/03 17:35:10	316,798 732,775.82
TUBOS REUNIDOS SA ES0180850416	0.652	0.00% 0.00		24/05/03 17:35:10	518,573 343,127.07
URBAS GRUPO FINANCIERO SA ES0182280018	0.0041	-2.38% -0.00		24/05/03 17:35:10	26,298,180 108,502.41