

# IBEX SMALL CAP

ISIN: **ES0SI0000021** WKN: -

## Overview

2024/04/26 17:37:24

Price

**8,186.80** EUR

Difference ▲ 0.69% (55.70)

### General attributes

ISIN ES0SI0000021

Symbol -

Country Spain

Instruments in index 29

Type of index -

Security type Index

### Top 5

Name	Price	+ - (%)	Trend
OBRASCON H...	0.3282	+4.32	<span style="color: green;">▲</span>
SOLTEC POW...	2.24	+3.46	<span style="color: green;">▲</span>
AMPER SA	0.0945	+2.61	<span style="color: green;">▲</span>
URBAS GRUP...	0.0042	+2.44	<span style="color: green;">▲</span>
AEDAS HOME...	18.78	+2.07	<span style="color: green;">▲</span>

Intraday 1w 1m 6m 1y 3y

### Flop 5

Name	Price	+ - (%)	Trend
NUEVA EXPR...	0.343	-3.11	<span style="color: red;">▼</span>
DEOLEO SA	0.219	-2.23	<span style="color: red;">▼</span>
NATURHOUSE...	1.64	-1.80	<span style="color: red;">▼</span>
BERKELEY E...	0.22	-0.90	<span style="color: gray;">↔</span>
TUBOS REUN...	0.635	-0.78	<span style="color: gray;">↔</span>

Intraday 1w 1m 6m 1y 3y



Information about previous performance does not guarantee future performance. Source: FactSet

### Recent research

on market		
Date	Headline	Download
2024/04/26	Week Ahead	<a href="#">Download</a>
2024/04/26	Wochenausblick	<a href="#">Download</a>
2024/04/26	Global Equity Ratings	<a href="#">Download</a>
2024/04/26	Aktienempfehlungen Global	<a href="#">Download</a>
2024/04/24	Credit Markets Weekly	<a href="#">Download</a>

**More information on countries & regions**

**➤ Markets by Region**

## Details

2024/04/26 17:37:24

Price

**8,186.80** EUR

Difference



0.69% (55.70)

## General attributes

ISIN ES0SI0000021

Symbol -

Country Spain

Security type Index

Instruments in index 29

## Market data

Open 8,172.60 EUR

High 8,209.50 EUR

Low 8,168.40 EUR

Close (prev. day) 8,131.10 EUR

Trading volume (m) -

Volume (pcs) -

## Performance and Risk

	6m	1y	3y
Perf (%)	+11.23%	+5.28%	-5.87%
Perf (abs.)	+826.30	+410.40	-510.10
Beta	-	-	-
Volatility	11.16	11.23	15.36



Information about previous performance does not guarantee future performance.




Source: FactSet

## Price data

Ø price 5 days   Ø volume 5 days (pcs.)	8,210.56 EUR (0)
Ø price 30 days   Ø volume 30 days (pcs.)	8,073.90 EUR (0)
Ø price 100 days   Ø volume 100 days (pcs.)	7,950.80 EUR (0)
Ø price 250 days   Ø volume 250 days (pcs.)	7,876.54 EUR (0)
YTD High   date	8,385.20 EUR (2024/04/12)
YTD Low   date	7,662.30 EUR (2024/02/20)
52 Weeks High   date	8,385.20 EUR (2024/04/12)
52 Weeks Low   date	7,313.30 EUR (2023/10/26)

## Composition

Name  ISIN	Price	Diff %  Diff +/-	Performance 	Date Time	Turnover Pc.  Turnover Money 
AEDAS HOMES SA ES0105287009	18.78	2.07% 0.38		24/04/26 17:35:26	24,295 453,061.00
AIRTFICIAL INTELLIGENCE ... ES0152768612	0.128	0.63% 0.00		24/04/26 17:35:26	2,402,143 307,560.33
AMPER SA ES0109260531	0.0945	2.61% 0.00		24/04/26 17:35:26	5,737,933 540,503.53
AUDAX RENOVABLES SA ES0136463017	1.782	-0.11% -0.00		24/04/26 17:35:26	379,534 676,892.64
AZKOYEN SA EUR0.6 ES0112458312	6.16	-0.65% -0.04		24/04/26 17:35:26	2,341 14,422.00
BERKELEY ENERGIA LTD. AU000000BKY0	0.22	-0.90% -0.00		24/04/26 17:35:26	4,301,778 961,251.82
BODEGAS RIOJANAS EUR0.75 ES0115002018	4.16	0.00% 0.00		24/04/26 17:35:26	72 298.08
DEOLEO SA ES0110047919	0.219	-2.23% -0.01		24/04/26 17:35:26	777,888 172,694.01
DISTRIBUIDORA INTL DE ALI... ES0126775032	0.0129	1.57% 0.00		24/04/26 17:35:26	6,104,777 78,731.59
DURO FELGUERA EUR0.05 (PO... ES0162600003	0.542	-0.55% -0.00		24/04/26 17:35:26	35,888 19,467.23
ECOENER SA EUR0.32 ES0105548004	3.82	1.33% 0.05		24/04/26 17:37:24	1,555 5,939.17
ERCROS SA ES0125140A14	3.53	-0.14% -0.01		24/04/26 17:35:26	45,526 161,028.70
GENERAL DE ALQUILER DE MA... ES0141571192	1.32	0.00% 0.00		24/04/26 17:35:26	- -
GLOBAL DOMINION ACCESS SA ES0105130001	3.30	0.92% 0.03		24/04/26 17:35:26	138,436 456,610.67
GRUPO EMPRESARIAL SAN JOS... ES0180918015	4.04	0.25% 0.01		24/04/26 17:35:26	6,399 25,947.11
LAR ESPANA REAL ESTATE SO... ES0105015012	6.82	-0.15% -0.01		24/04/26 17:35:26	54,324 371,172.67
MIQUEL Y COSTAS MIQUEL EU... ES0164180012	11.40	0.00% 0.00		24/04/26 17:35:26	251 2,861.90
NATURHOUSE HEALTH SA ES0105043006	1.64	-1.80% -0.03		24/04/26 17:35:26	7,883 12,968.62
NEINOR HOMES SA ES0105251005	10.30	0.98% 0.10		24/04/26 17:35:26	19,452 200,737.68
NICOLAS CORREA SA EUR0.8 ES0166300212	7.06	0.57% 0.04		24/04/26 17:35:26	35,941 251,190.36
NUEVA EXPRESION TEXTIL SA... ES0126962069	0.343	-3.11% -0.01		24/04/26 17:35:26	23,239 8,123.57
OBRASCON HUARTE LAIN SA ES0142090317	0.3282	4.32% 0.01		24/04/26 17:35:26	7,335,046 2,369,272.71
ORYZON GENOMICS SA ES0167733015	2.00	0.91% 0.02		24/04/26 17:35:26	90,294 181,129.85
PROMOTORA DE INFORMACIONE... ES0171743901	0.342	0.59% 0.00		24/04/26 17:35:26	17,530 5,998.37
PROSEGUR CASH EUR0.02 ES0105229001	0.524	1.55% 0.01		24/04/26 17:35:26	299,191 155,867.96

RENTA CORPORACION REAL ES... ES0173365018	0.83	0.00% 0.00		24/04/26 17:35:26	1,055 875.68
SOLTEC POWER HOLDINGS SA ES0105513008	2.24	3.46% 0.08		24/04/26 17:35:26	203,289 455,900.87
TUBOS REUNIDOS SA ES0180850416	0.635	-0.78% -0.01		24/04/26 17:35:26	497,776 322,246.18
URBAS GRUPO FINANCIERO SA ES0182280018	0.0042	2.44% 0.00		24/04/26 17:35:26	17,228,620 71,498.00