

# IBEX SMALL CAP

ISIN: **ES0SI0000021** WKN: -

## Overview

2024/04/24 17:35:22

Price

**8,198.70** EUR

Difference ▼ -1.21% (-100.70)

### General attributes

ISIN	ES0SI0000021
Symbol	-
Country	Spain
Instruments in index	29
Type of index	-
Security type	Index

### Market data

Open	8,307.70 EUR
High	8,319.30 EUR
Low	8,184.60 EUR
Close (prev. day)	8,299.40 EUR
Trading volume (m)	-
Volume (pcs)	-



Information about previous performance does not guarantee future performance.  
Source: FactSet

### Top 5

Name	Price	+ - (%)	Trend
PROSEGUR C...	0.521	+4.72	▲
NATURHOUSE...	1.67	+2.14	▲
RENTA CORP...	0.856	+1.90	▲
DEOLEO SA	0.221	+1.84	▲
AUDAX RENO...	1.804	+1.69	▲

Intraday 1w 1m 6m 1y 3y

### Flop 5

Name	Price	+ - (%)	Trend
OBRASCON H...	0.3206	-3.38	▼
LAR ESPANA...	6.84	-2.84	▼
DISTRIBUID...	0.0129	-2.27	▼
ECOENER SA...	3.80	-2.06	▼
SOLTEC POW...	2.17	-1.36	▼

Intraday 1w 1m 6m 1y 3y

### Recent research

on market		
Date	Headline	Download
2024/04/24	Credit Markets Weekly	Download
2024/04/24	Credit Markets Weekly (DE)	Download
2024/04/22	Wird sich die Stimmung im April verbessern?	
2024/04/19	Week Ahead	Download
2024/04/19	Wochenausblick	Download

**Futures and Options**

**Related Futures** -

**Related Options** -

## Details

2024/04/24 17:35:22

Price

**8,198.70** EURDifference  -1.21% (-100.70)

### General attributes

ISIN ES0SI0000021

Symbol -

Country Spain

Security type Index

Instruments in index 29

### Market data

Open 8,307.70 EUR

High 8,319.30 EUR

Low 8,184.60 EUR

Close (prev. day) 8,299.40 EUR

Trading volume (m) -

Volume (pcs) -

### Performance and Risk

	6m	1y	3y
Perf (%)	+9.59%	+3.58%	-4.97%
Perf (abs.)	+717.50	+283.10	-429.10
Beta	-	-	-
Volatility	11.05	11.29	15.35



5y




Information about previous performance does not guarantee future performance.  
Source: FactSet

### Price data

Ø price 5 days   Ø volume 5 days (pcs.)	8,205.54 EUR (0)
Ø price 30 days   Ø volume 30 days (pcs.)	8,052.68 EUR (0)
Ø price 100 days   Ø volume 100 days (pcs.)	7,946.09 EUR (0)
Ø price 250 days   Ø volume 250 days (pcs.)	7,872.38 EUR (0)
YTD High   date	8,385.20 EUR (2024/04/12)
YTD Low   date	7,662.30 EUR (2024/02/20)
52 Weeks High   date	8,385.20 EUR (2024/04/12)
52 Weeks Low   date	7,313.30 EUR (2023/10/26)

## Composition

Name  ISIN	Price	Diff %  Diff +/-	Performance 	Date Time	Turnover Pc.  Turnover Money 
AEDAS HOMES SA ES0105287009	18.32	-0.43% -0.08		24/04/24 17:35:19	14,736 271,047.44
AIRTFICIAL INTELLIGENCE ... ES0152768612	0.1298	0.78% 0.00		24/04/24 17:35:19	1,468,625 192,627.10
AMPER SA ES0109260531	0.0941	-0.95% -0.00		24/04/24 17:35:19	7,449,152 716,786.04
AUDAX RENOVABLES SA ES0136463017	1.804	1.69% 0.03		24/04/24 17:36:02	575,267 1,027,824.15
AZKOYEN SA EUR0.6 ES0112458312	6.14	-0.97% -0.06		24/04/24 17:35:19	2,481 15,260.24
BERKELEY ENERGIA LTD. AU000000BKY0	0.215	0.00% 0.00		24/04/24 17:35:19	676,039 145,619.17
BODEGAS RIOJANAS EUR0.75 ES0115002018	4.16	0.00% 0.00		24/04/24 17:35:19	6 25.92
DEOLEO SA ES0110047919	0.221	1.84% 0.00		24/04/24 17:35:19	466,370 102,839.19
DISTRIBUIDORA INTL DE ALI... ES0126775032	0.0129	-2.27% -0.00		24/04/24 17:35:19	43,958,801 570,901.91
DURO FELGUERA EUR0.05 (PO... ES0162600003	0.551	0.36% 0.00		24/04/24 17:35:19	32,401 17,769.81
ECOENER SA EUR0.32 ES0105548004	3.80	-2.06% -0.08		24/04/24 17:35:19	18,654 71,947.75
ERCROS SA ES0125140A14	3.53	-0.14% -0.01		24/04/24 17:42:32	49,197 173,935.31
GENERAL DE ALQUILER DE MA... ES0141571192	1.305	-0.38% -0.01		24/04/24 17:35:19	4,509 6,039.07
GLOBAL DOMINION ACCESS SA ES0105130001	3.35	-1.18% -0.04		24/04/24 17:35:19	98,581 330,634.44
GRUPO EMPRESARIAL SAN JOS... ES0180918015	4.08	0.99% 0.04		24/04/24 17:35:19	27,260 111,242.15
LAR ESPANA REAL ESTATE SO... ES0105015012	6.84	-2.84% -0.20		24/04/24 17:35:19	209,021 1,447,884.27
MIQUEL Y COSTAS MIQUEL EU... ES0164180012	11.35	-0.44% -0.05		24/04/24 17:35:19	3,330 38,112.50
NATURHOUSE HEALTH SA ES0105043006	1.67	2.14% 0.04		24/04/24 17:35:19	24,912 40,710.89
NEINOR HOMES SA ES0105251005	10.40	0.00% 0.00		24/04/24 17:35:19	31,495 327,150.70
NICOLAS CORREA SA EUR0.8 ES0166300212	6.96	0.00% 0.00		24/04/24 17:35:19	24,123 171,709.94
NUEVA EXPRESION TEXTIL SA... ES0126962069	0.344	-0.86% -0.00		24/04/24 17:35:19	46,291 16,103.30
OBRASCON HUARTE LAIN SA ES0142090317	0.3206	-3.38% -0.01		24/04/24 17:35:19	4,358,431 1,412,917.48
ORYZON GENOMICS SA ES0167733015	2.02	-0.49% -0.01		24/04/24 17:35:19	114,762 230,987.59
PROMOTORA DE INFORMACIONE... ES0171743901	0.343	-0.29% -0.00		24/04/24 17:35:19	17,827 6,084.98
PROSEGUR CASH EUR0.02 ES0105229001	0.521	4.72% 0.02		24/04/24 17:35:19	920,171 472,974.35

RENTA CORPORACION REAL ES... ES0173365018	0.856	1.90% 0.02		24/04/24 17:35:19	9,717 8,021.96
SOLTEC POWER HOLDINGS SA ES0105513008	2.17	-1.36% -0.03		24/04/24 17:36:28	155,920 341,847.16
TUBOS REUNIDOS SA ES0180850416	0.654	-0.61% -0.00		24/04/24 17:35:19	227,380 149,272.13
URBAS GRUPO FINANCIERO SA ES0182280018	0.0041	0.00% 0.00		24/04/24 17:35:41	55,297,885 225,464.04