

IBEX SMALL CAP

ISIN: **ES0SI0000021** WKN: -

Overview

2024/04/23 17:35:03	
Price	8,299.40 EUR
Difference	▲ 0.76% (62.60)
General attributes	
ISIN	ES0SI0000021
Symbol	-
Country	Spain
Instruments in index	29
Type of index	-
Security type	Index
Market data	
Open	8,266.60 EUR
High	8,301.80 EUR
Low	8,241.70 EUR
Close (prev. day)	8,236.80 EUR
Trading volume (m)	-
Volume (pcs)	-



Information about previous performance does not guarantee future performance.
Source: FactSet

Top 5

Name	Price	+ - (%)	Trend
LAR ESPANA...	7.69	+5.05	▲
SOLTEC POW...	2.20	+3.04	▲
GLOBAL DOM...	3.39	+3.04	▲
RENTA CORP...	0.84	+2.69	▲
ORYZON GEN...	2.03	+2.53	▲

Intraday 1w 1m 6m 1y 3y

Flop 5

Name	Price	+ - (%)	Trend
NEINOR HOM...	10.40	-2.62	▼
NUEVA EXPR...	0.347	-2.25	▼
DISTRIBUID...	0.0132	-2.22	▼
NATURHOUSE...	1.635	-2.10	▼
NICOLAS CO...	6.96	-1.69	▼

Intraday 1w 1m 6m 1y 3y

Recent research

Date	Headline	Download
2024/04/22	Wird sich die Stimmung im April verbessern?	
2024/04/19	Week Ahead	
2024/04/19	Wochenausblick	
2024/04/17	Credit Markets Weekly	
2024/04/17	Credit Markets Weekly (DE)	

Futures and Options

Related Futures -

Related Options -

Details

2024/04/23 17:35:03

Price

8,299.40 EURDifference  0.76% (62.60)

General attributes

ISIN ES0SI0000021

Symbol -

Country Spain

Security type Index

Instruments in index 29

Market data

Open 8,266.60 EUR

High 8,301.80 EUR

Low 8,241.70 EUR

Close (prev. day) 8,236.80 EUR

Trading volume (m) -

Volume (pcs) -

Performance and Risk

	6m	1y	3y
Perf (%)	+11.04%	+4.46%	-3.81%
Perf (abs.)	+825.00	+354.40	-328.40
Beta	-	-	-
Volatility	11.12	11.27	15.35



5y

Information about previous performance does not guarantee future performance.




Source: FactSet

Price data

Ø price 5 days Ø volume 5 days (pcs.)	8,185.36 EUR (0)
Ø price 30 days Ø volume 30 days (pcs.)	8,041.23 EUR (0)
Ø price 100 days Ø volume 100 days (pcs.)	7,943.13 EUR (0)
Ø price 250 days Ø volume 250 days (pcs.)	7,870.20 EUR (0)
YTD High date	8,385.20 EUR (2024/04/12)
YTD Low date	7,662.30 EUR (2024/02/20)
52 Weeks High date	8,385.20 EUR (2024/04/12)
52 Weeks Low date	7,313.30 EUR (2023/10/26)

Composition

Name  ISIN	Price	Diff %  Diff +/-	Performance 	Date Time	Turnover Pc.  Turnover Money 
AEDAS HOMES SA ES0105287009	18.40	1.77% 0.32		24/04/23 17:35:00	19,394 356,111.36
AIRTFICIAL INTELLIGENCE ... ES0152768612	0.1288	-0.92% -0.00		24/04/23 17:35:00	1,209,238 156,235.51
AMPER SA ES0109260531	0.095	0.74% 0.00		24/04/23 17:35:00	2,518,690 238,984.66
AUDAX RENOVABLES SA ES0136463017	1.774	0.34% 0.01		24/04/23 17:35:00	375,601 663,732.41
AZKOYEN SA EUR0.6 ES0112458312	6.20	0.00% 0.00		24/04/23 17:35:00	6,587 40,580.52
BERKELEY ENERGIA LTD. AU000000BKY0	0.215	0.70% 0.00		24/04/23 17:35:00	1,007,234 216,192.57
BODEGAS RIOJANAS EUR0.75 ES0115002018	4.16	0.00% 0.00		24/04/23 17:35:00	63 260.96
DEOLEO SA ES0110047919	0.217	-0.91% -0.00		24/04/23 17:35:00	231,204 50,451.05
DISTRIBUIDORA INTL DE ALI... ES0126775032	0.0132	-2.22% -0.00		24/04/23 17:35:17	52,228,749 701,534.95
DURO FELGUERA EUR0.05 (PO... ES0162600003	0.549	0.73% 0.00		24/04/23 17:35:00	50,472 27,616.46
ECOENER SA EUR0.32 ES0105548004	3.88	0.00% 0.00		24/04/23 17:35:00	11,068 42,472.49
ERCROS SA ES0125140A14	3.535	-0.28% -0.01		24/04/23 17:35:00	31,504 111,478.80
GENERAL DE ALQUILER DE MA... ES0141571192	1.31	0.00% 0.00		24/04/23 17:35:00	7,397 9,690.28
GLOBAL DOMINION ACCESS SA ES0105130001	3.39	3.04% 0.10		24/04/23 17:35:00	155,439 522,736.41
GRUPO EMPRESARIAL SAN JOS... ES0180918015	4.04	0.25% 0.01		24/04/23 17:35:00	24,993 100,451.71
LAR ESPANA REAL ESTATE SO... ES0105015012	7.69	5.05% 0.37		24/04/23 17:44:48	267,288 2,032,020.40
MIQUEL Y COSTAS MIQUEL EU... ES0164180012	11.40	0.88% 0.10		24/04/23 17:35:00	2,149 24,650.45
NATURHOUSE HEALTH SA ES0105043006	1.635	-2.10% -0.04		24/04/23 17:35:00	10,043 16,654.04
NEINOR HOMES SA ES0105251005	10.40	-2.62% -0.28		24/04/23 17:35:05	80,405 836,444.76
NICOLAS CORREA SA EUR0.8 ES0166300212	6.96	-1.69% -0.12		24/04/23 17:35:00	19,625 138,390.66
NUEVA EXPRESION TEXTIL SA... ES0126962069	0.347	-2.25% -0.01		24/04/23 17:35:00	114,950 40,117.22
OBRASCON HUARTE LAIN SA ES0142090317	0.3318	2.22% 0.01		24/04/23 17:35:00	2,687,272 888,440.99
ORYZON GENOMICS SA ES0167733015	2.03	2.53% 0.05		24/04/23 17:35:00	243,837 493,131.36
PROMOTORA DE INFORMACIONE... ES0171743901	0.344	0.00% 0.00		24/04/23 17:35:00	6,299 2,164.16
PROSEGUR CASH EUR0.02 ES0105229001	0.4975	1.43% 0.01		24/04/23 17:35:16	175,054 86,350.38

RENTA CORPORACION REAL ES... ES0173365018	0.84	2.69% 0.02		24/04/23 17:35:00	729 603.88
SOLTEC POWER HOLDINGS SA ES0105513008	2.20	3.04% 0.07		24/04/23 17:35:00	142,644 310,101.13
TUBOS REUNIDOS SA ES0180850416	0.658	-1.05% -0.01		24/04/23 17:35:00	945,362 619,813.56
URBAS GRUPO FINANCIERO SA ES0182280018	0.0041	0.00% 0.00		24/04/23 17:35:00	24,024,150 98,520.02