

IBEX SMALL CAP

ISIN: **ES0SI0000021** WKN: -

Overview

2024/04/18 17:35:31	
Price	8,155.60 EUR
Difference	▲ 0.71% (57.80)
General attributes	
ISIN	ES0SI0000021
Symbol	-
Country	Spain
Instruments in index	29
Type of index	-
Security type	Index
Market data	
Open	8,125.30 EUR
High	8,181.10 EUR
Low	8,112.40 EUR
Close (prev. day)	8,097.80 EUR
Trading volume (m)	-
Volume (pcs)	-



Information about previous performance does not guarantee future performance.
Source: FactSet

Top 5

Name	Price	+ - (%)	Trend
RENTA CORP...	0.858	+7.25	▲
AMPER SA	0.0946	+2.83	▲
NEINOR HOM...	10.32	+2.38	▲
NUEVA EXPR...	0.358	+2.29	▲
BERKELEY E...	0.208	+1.96	▲

Intraday 1w 1m 6m 1y 3y

Flop 5

Name	Price	+ - (%)	Trend
URBAS GRUP...	0.0041	-2.38	▼
GENERAL DE...	1.305	-1.88	▼
MIQUEL Y C...	11.30	-0.88	↔
DEOLEO SA	0.216	-0.46	↔
AIRTIFICIA...	0.1302	-0.46	↔

Intraday 1w 1m 6m 1y 3y

Recent research

Date	Headline	Download
2024/04/19	🇬🇧 Week Ahead	Download
2024/04/19	🇩🇪 Wochenausblick	Download
2024/04/17	🇬🇧 Credit Markets Weekly	Download
2024/04/17	🇩🇪 Credit Markets Weekly (DE)	Download
2024/04/15	🇩🇪 Industrie nimmt Fahrt auf!	Download

Futures and Options

Related Futures -

Related Options -

Details

2024/04/18 17:35:31

Price

8,155.60 EUR

Difference



0.71% (57.80)

General attributes

ISIN ES0SI0000021

Symbol -

Country Spain

Security type Index

Instruments in index 29

Market data

Open 8,125.30 EUR

High 8,181.10 EUR

Low 8,112.40 EUR

Close (prev. day) 8,097.80 EUR

Trading volume (m) -

Volume (pcs) -

Performance and Risk

	6m	1y	3y
Perf (%)	+6.34%	+1.93%	-6.37%
Perf (abs.)	+486.30	+154.80	-554.90
Beta	-	-	-
Volatility	11.15	11.21	15.40



Information about previous performance does not guarantee future performance.





Source: FactSet

Price data

Ø price 5 days Ø volume 5 days (pcs.)	8,168.94 EUR (0)
Ø price 30 days Ø volume 30 days (pcs.)	8,003.57 EUR (0)
Ø price 100 days Ø volume 100 days (pcs.)	7,931.18 EUR (0)
Ø price 250 days Ø volume 250 days (pcs.)	7,865.46 EUR (0)
YTD High date	8,385.20 EUR (2024/04/12)
YTD Low date	7,662.30 EUR (2024/02/20)
52 Weeks High date	8,385.20 EUR (2024/04/12)
52 Weeks Low date	7,313.30 EUR (2023/10/26)

Composition

Name  ISIN	Price	Diff %  Diff +/-	Performance 	Date Time	Turnover Pc.  Turnover Money 
AEDAS HOMES SA ES0105287009	17.68	1.03% 0.18		24/04/18 17:35:28	10,665 187,641.10
AIRTFICIAL INTELLIGENCE ... ES0152768612	0.1302	-0.46% -0.00		24/04/18 17:35:28	1,288,717 167,907.06
AMPER SA ES0109260531	0.0946	2.83% 0.00		24/04/18 17:35:28	7,494,370 705,584.27
AUDAX RENOVABLES SA ES0136463017	1.78	1.48% 0.03		24/04/18 17:36:37	609,667 1,084,971.84
AZKOYEN SA EUR0.6 ES0112458312	6.10	0.00% 0.00		24/04/18 17:35:28	3,670 22,803.36
BERKELEY ENERGIA LTD. AU000000BKY0	0.208	1.96% 0.00		24/04/18 17:35:28	1,247,593 261,834.87
BODEGAS RIOJANAS EUR0.75 ES0115002018	4.20	0.00% 0.00		24/04/18 17:35:28	260 1,114.70
DEOLEO SA ES0110047919	0.216	-0.46% -0.00		24/04/18 17:35:28	94,232 20,233.90
DISTRIBUIDORA INTL DE ALI... ES0126775032	0.0126	1.61% 0.00		24/04/18 17:35:28	16,299,483 203,259.34
DURO FELGUERA EUR0.05 (PO... ES0162600003	0.56	0.00% 0.00		24/04/18 17:35:28	33,105 18,545.85
ECOENER SA EUR0.32 ES0105548004	3.85	1.85% 0.07		24/04/18 17:35:28	1,228 4,701.93
ERCROS SA ES0125140A14	3.545	0.14% 0.01		24/04/18 17:35:28	54,665 193,430.54
GENERAL DE ALQUILER DE MA... ES0141571192	1.305	-1.88% -0.03		24/04/18 17:35:28	11,256 15,031.08
GLOBAL DOMINION ACCESS SA ES0105130001	3.225	0.78% 0.03		24/04/18 17:35:28	240,252 771,576.52
GRUPO EMPRESARIAL SAN JOS... ES0180918015	4.09	0.99% 0.04		24/04/18 17:35:28	9,667 39,596.08
LAR ESPANA REAL ESTATE SO... ES0105015012	7.40	-0.40% -0.03		24/04/18 17:36:53	96,888 716,746.62
MIQUEL Y COSTAS MIQUEL EU... ES0164180012	11.30	-0.88% -0.10		24/04/18 17:35:28	5,090 57,542.60
NATURHOUSE HEALTH SA ES0105043006	1.665	1.56% 0.03		24/04/18 17:35:28	50,404 82,447.59
NEINOR HOMES SA ES0105251005	10.32	2.38% 0.24		24/04/18 17:35:28	107,415 1,103,690.40
NICOLAS CORREA SA EUR0.8 ES0166300212	6.94	0.87% 0.06		24/04/18 17:35:28	4,285 29,654.64
NUEVA EXPRESION TEXTIL SA... ES0126962069	0.358	2.29% 0.01		24/04/18 17:36:00	129,024 46,334.19
OBRASCON HUARTE LAIN SA ES0142090317	0.326	0.74% 0.00		24/04/18 17:35:28	1,590,484 518,734.01
ORYZON GENOMICS SA ES0167733015	1.93	0.52% 0.01		24/04/18 17:35:28	202,828 394,982.14
PROMOTORA DE INFORMACIONE... ES0171743901	0.34	0.00% 0.00		24/04/18 17:35:28	69,576 23,635.12
PROSEGUR CASH EUR0.02 ES0105229001	0.483	0.52% 0.00		24/04/18 17:35:28	202,050 97,039.18

RENTA CORPORACION REAL ES... ES0173365018	0.858	7.25% 0.06		24/04/18 17:35:28	80,337 67,337.47
SOLTEC POWER HOLDINGS SA ES0105513008	2.17	0.46% 0.01		24/04/18 17:35:28	180,431 389,995.66
TUBOS REUNIDOS SA ES0180850416	0.653	1.71% 0.01		24/04/18 17:35:28	370,205 241,804.81
URBAS GRUPO FINANCIERO SA ES0182280018	0.0041	-2.38% -0.00		24/04/18 17:35:28	35,328,330 144,420.15