

IBEX SMALL CAP

ISIN:

ES0SI0000021

WKN: -

Overview

2022/08/18 17:38:00

Price

7,752.40 EURDifference  -0.16% (-12.50)

General attributes

ISIN ES0SI0000021

Symbol -

Country Spain

Instruments in index 30

Type of index -

Security type Index

Market data

Open 7,794.60 EUR

High 7,807.10 EUR






Low 7,741.90 EUR

Close (prev. day) 7,764.90 EUR

Trading volume (m) 14,260,160

Volume (pcs) -

Top 5

Name 	Price	+ - (%) 	Trend 
TUBACEX S...	2.32	+2.43	
ATRYX HEAL...	6.12	+2.00	
AEDAS HOME...	17.88	+1.36	
LAR ESPANA...	4.81	+1.16	
TÉCNICAS R...	6.255	+0.97	

Intraday 1w 1m 6m 1y 3y

Flop 5

Name 	Price	+ - (%) 	Trend 
SOLTEC POW...	5.19	-3.17	
DISTRIBUID...	0.014	-2.10	
TALGO SA E...	2.78	-1.94	
LABORATORI...	2.795	-1.93	
AMPER SA	0.1892	-1.66	

Intraday 1w 1m 6m 1y 3y

5y



Information about previous performance does not guarantee future performance.

Source: FactSet

Recent research

on market

Date	Headline	Download
2022/08/18	 Global Equity Ratings	
2022/08/18	 Aktienempfehlungen Global	
2022/08/12	 Week Ahead	
2022/08/12	 Wochenausblick	
2022/08/08	 Global Equity Ratings	

Futures and Options

Related Futures -

Related Options -

Details

2022/08/18 17:38:00

Price

7,752.40 EURDifference  -0.16% (-12.50)

General attributes

ISIN ES0SI0000021

Symbol -

Country Spain

Security type Index

Instruments in index 30

Market data

Open 7,794.60 EUR

High 7,807.10 EUR

Low 7,741.90 EUR

Close (prev. day) 7,764.90 EUR

Trading volume (m) 14,260,160

Volume (pcs) -

Performance and Risk

	6m	1y	3y
Perf (%)	-6.03%	-8.41%	+25.31%
Perf (abs.)	-497.20	-712.30	+1,565.60
Beta	-	-	-
Volatility	19.42	18.99	21.87



5y

Information about previous performance does not guarantee future performance.

Source: FactSet

Price data

Ø price 5 days Ø volume 5 days (pcs.)	7,797.26 EUR (19,262,200)
Ø price 30 days Ø volume 30 days (pcs.)	7,739.31 EUR (35,347,065)
Ø price 100 days Ø volume 100 days (pcs.)	8,227.69 EUR (42,778,911)
Ø price 250 days Ø volume 250 days (pcs.)	8,234.13 EUR (68,937,263)
YTD High date	9,057.30 EUR (2022/06/08)
YTD Low date	7,238.70 EUR (2022/03/07)
52 Weeks High date	9,057.30 EUR (2022/06/08)
52 Weeks Low date	7,238.70 EUR (2022/03/07)

Composition

Name  ISIN	Price	Diff %  Diff +/-	Performance 	Date Time	Turnover Pc.  Turnover Money 
AEDAS HOMES SA ES0105287009	17.88	1.36% 0.24		22/08/18 17:38:00	3,794 67,808.80
AIRTFICIAL INTELLIGENCE ... ES0152768612	0.0807	-1.22% -0.00		22/08/18 17:38:00	476,728 38,551.23
AMPER SA ES0109260531	0.1892	-1.66% -0.00		22/08/18 17:38:00	543,429 103,774.88
ATRESMEDIA CORPORACION DE... ES0109427734	2.956	-1.34% -0.04		22/08/18 17:38:00	208,125 617,321.40
ATRYHS HEALTH SA EUR0.01 ES0105148003	6.12	2.00% 0.12		22/08/18 17:38:00	7,888 48,248.68
AUDAX RENOVABLES SA ES0136463017	1.104	-1.52% -0.02		22/08/18 17:38:00	25,100 27,836.94
AZKOYEN SA EUR0.6 ES0112458312	5.88	-0.34% -0.02		22/08/18 17:38:00	5,608 33,101.44
DEOLEO SA ES0110047919	0.3045	-0.16% -0.00		22/08/18 17:38:00	198,530 60,276.11
DISTRIBUIDORA INTL DE ALI... ES0126775032	0.014	-2.10% -0.00		22/08/18 17:38:00	9,900,074 140,664.66
DURO FELGUERA EUR0.05 (PO... ES0162600003	0.76	-1.30% -0.01		22/08/18 17:38:00	106,671 81,015.26
ERCROS SA ES0125140A14	3.305	0.46% 0.02		22/08/18 17:38:00	53,140 176,032.23
GRUPO EMPRESARIAL SAN JOS... ES0180918015	3.97	-0.50% -0.02		22/08/18 17:38:00	3,480 13,836.28
GRUPO EZENTIS SA ES0172708234	0.0829	-0.36% -0.00		22/08/18 17:38:00	251,168 20,676.52
IBERPAPEL GESTION SA EUR0... ES0147561015	13.60	0.00% 0.00		22/08/18 17:38:00	5,412 73,769.35
LABORATORIO REIG JOFRE SA ES0165359029	2.795	-1.93% -0.06		22/08/18 17:38:00	1,724 4,813.64
LAR ESPANA REAL ESTATE SO... ES0105015012	4.81	1.16% 0.06		22/08/18 17:38:00	27,863 133,279.61
METROVACESA SA EUR7.2 ES0105122024	6.80	0.00% 0.00		22/08/18 17:38:00	25,635 174,390.37
MIQUEL Y COSTAS MIQUEL EU... ES0164180012	12.80	0.00% 0.00		22/08/18 17:38:00	2,499 31,948.84
NEINOR HOMES SA ES0105251005	10.38	0.58% 0.06		22/08/18 17:38:00	61,597 640,975.52
NICOLAS CORREA SA EUR0.8 ES0166300212	5.06	0.00% 0.00		22/08/18 17:38:00	447 2,209.12
OBRASCON HUARTE LAIN SA ES0142090317	0.6105	0.00% 0.00		22/08/18 17:38:00	809,557 495,391.61
ORYZON GENOMICS SA ES0167733015	2.525	-1.17% -0.03		22/08/18 17:38:00	42,683 109,142.07
PROMOTORA DE INFORMACIONE... ES0171743901	0.453	-0.55% -0.00		22/08/18 17:38:00	16,016 7,363.42
PROSEGUR CASH EUR0.02 ES0105229001	0.69	0.00% 0.00		22/08/18 17:38:00	721,082 497,328.58
SOLTEC POWER HOLDINGS SA ES0105513008	5.19	-3.17% -0.17		22/08/18 17:38:00	259,902 1,362,022.90

TALGO SA EUR0.301 ES0105065009	2.78	-1.94% -0.06		22/08/18 17:38:00	141,580 397,721.60
TUBACEX S.A. ES0132945017	2.32	2.43% 0.06	■	22/08/18 17:38:00	93,325 213,794.88
TUBOS REUNIDOS SA ES0180850416	0.353	0.71% 0.00		22/08/18 17:38:00	153,284 53,857.04
TÉCNICAS REUNIDAS SA ES0178165017	6.255	0.97% 0.06		22/08/18 17:38:00	99,316 620,358.35
VOCENTO SA ES0114820113	0.69	0.00% 0.00		22/08/18 17:38:00	14,503 10,018.88