

AENA SA

ISIN:

ES0105046009

WKN: -

Overview

2022/10/06 09:08:01

Price

107.25 EUR

Difference  -1.24% (-1.35)

General attributes

ISIN	ES0105046009
Symbol	AENA
Exchange	Frankfurt
Currency	EUR
Sector	Other
Security type	Stock
Market cap (m)	15,900 EUR
Benchmark	IBEX 35

Market data

Bid (Bid size)	-
Ask (Ask size)	-
Open	107.25 EUR
High	107.25 EUR
Low	107.25 EUR
Close (prev. day)	108.60 EUR
VWAP	115.00 EUR
Volume (pcs)	0
Trading volume	0.00
Number of trades	1
Last size	0

Futures and Options








Related Futures	30
Related Options	-

5y



Information about previous performance does not guarantee future performance.
Source: FactSet

Recent research

on sector		on market	
Date		Headline	Download
2022/10/05		Global Equity Ratings	
2022/10/05		Aktienempfehlungen Global	
2022/09/30		Equity Weekly	
2022/09/26		Global Equity Ratings	
2022/09/26		Aktienempfehlungen Global	

Details

2022/10/06 09:08:01

Price

107.25 EUR

Difference  -1.24% (-1.35)

General attributes

ISIN	ES0105046009
Symbol	AENA
Exchange	Frankfurt
Currency	EUR
Sector	Other
Security type	Stock
Market cap (m)	15,900 EUR
Benchmark	IBEX 35

Market data

Bid (Bid size)	-
Ask (Ask size)	-
Open	107.25 EUR
High	107.25 EUR
Low	107.25 EUR
Close (prev. day)	108.60 EUR
VWAP	115.00 EUR
Volume (pcs)	0
Trading volume	0.00
Number of trades	1
Last size	0

Performance and Risk

	6m	1y	3y
Perf (%)	-25.52%	-24.76%	-35.16%
Perf (abs.)	-36.75	-35.30	-58.15
Beta	0.78	0.97	1.10
Volatility	27.74	29.46	37.44

5y



Information about previous performance does not guarantee future performance.
Source: FactSet

Price data

Ø price 5 days Ø volume 5 days (pcs.)	107.29 EUR (0)
Ø price 30 days Ø volume 30 days (pcs.)	115.46 EUR (4)
Ø price 100 days Ø volume 100 days (pcs.)	125.15 EUR (2)
Ø price 250 days Ø volume 250 days (pcs.)	135.04 EUR (9)
YTD High date	154.80 EUR (2022/02/10)
YTD Low date	105.05 EUR (2022/10/03)
52 Weeks High date	154.80 EUR (2022/02/10)
52 Weeks Low date	105.05 EUR (2022/10/03)

Arbitrage views

Exchange 	Date	Time	Price	Trading volume (mio.)	Number of trades
Vienna Stock Exchange	2022/10/06	17:32	106.05 EUR	0.00	2
Tradegate	2022/10/06	22:26	105.70 EUR	0.00	3
Stuttgart	2022/10/06	15:54	105.35 EUR	0.00	10
Munich	2022/10/06	08:04	108.55 EUR	0.00	2
London Stock Exchange	2022/	17:30	106.00 EUR	0.00	2

European Trade Reporting	10/06						
Hanover	2022/ 10/06	08:05	106.80	EUR	0.00		1
Hamburg	2022/ 10/06	08:05	106.80	EUR	0.00		1
Frankfurt	2022/ 10/06	09:08	107.25	EUR	0.00		1
FINRA other OTC Issues	2022/ 10/06	21:59	99.78	USD	0.00		2
Duesseldorf	2022/ 10/06	21:01	105.15	EUR	0.00		11
Berlin	2022/ 10/06	08:04	107.15	EUR	0.00		1
BME Continuous Market	2022/ 10/06	17:38	106.00	EUR	12.32		1,384

Company profile

Company Logo



Contact Details

AENA S.M.E. SA

--

Calle Arturo Soria, 109 - 28043 Madrid

Telefon: 34-91-321-10-00

Fax: -

E-mail: -

Company Profile

-

Members of Management Board

Maurici Lucena Betriu	Chairman of Managing Board
--------------------------	-------------------------------

Board of directors

Jaime Terceiro Lomba	Member of Supervisory Board
Amancio López Seijas	Member of Supervisory Board
Angélica Martínez Ortega	Member of Supervisory Board
Coriseo González- Izquierdo Revilla	Member of Supervisory Board
Eva Ballesté Morillas	Member of Supervisory Board
Francisco Javier Marín San Andrés	Member of Supervisory Board
Irene Cano Piquero	Member of Supervisory Board
Josep Antoni Duran I Lleida	Member of Supervisory Board
Juan Ignacio Díaz Bidart	Member of Supervisory Board
Juan Rio Cortés	Member of Supervisory Board
Leticia Iglesias Herraiz	Member of Supervisory Board
Manuel Delacampagne Crespo	Member of Supervisory Board
Pilar Arranz Notario	Member of Supervisory Board
Raul Míguez Bailo	Member of Supervisory Board