

POXEL S.A.

ISIN: **FR0012432516**

WKN: -

Overview

2024/08/09 08:11:15

Price
0.65 EURDifference  0.00% (0.00)

General attributes

ISIN FR0012432516

Symbol POXEL

Exchange Munich

Currency EUR

Sector Chemical / Pharmaceutical / Health

Security type Stock

Market cap (m) 31 EUR

Benchmark CAC 40 INDEX

Market data

Bid (Bid size) -

Ask (Ask size) -

Open 0.65 EUR

High 0.65 EUR

Low 0.65 EUR

Close (prev. day) 0.65 EUR

VWAP 0.613 EUR

Volume (pcs) 0

Trading volume 0.00

Number of trades 1

Last size 0

Futures and Options

Related Futures -






Related Options -

5y



Information about previous performance does not guarantee future performance.
Source: FactSet

Recent research

on sector		on market	
Date		Headline	Download
2024/08/09		Equity Weekly	
2024/07/29		Aktienempfehlungen Österreich	
2024/07/24		Global Equity Ratings	
2024/07/24		Aktienempfehlungen Global	
2024/07/15		Aktienempfehlungen Global	

Details

2024/08/09 08:11:15

Price

0.65 EUR

Difference ↔ 0.00% (0.00)

General attributes

ISIN	FR0012432516
Symbol	POXEL
Exchange	Munich
Currency	EUR
Sector	Chemical / Pharmaceutical / Health
Security type	Stock
Market cap (m)	31 EUR
Benchmark	CAC 40 INDEX

Market data

Bid (Bid size)	-
Ask (Ask size)	-
Open	0.65 EUR
High	0.65 EUR
Low	0.65 EUR
Close (prev. day)	0.65 EUR
VWAP	0.613 EUR
Volume (pcs)	0
Trading volume	0.00
Number of trades	1
Last size	0

Performance and Risk

	6m	1y	3y
Perf (%)	+36.55%	+5.18%	-88.81%
Perf (abs.)	+0.17	+0.03	-5.16
Beta	1.40	1.07	1.00
Volatility	67.98	82.76	62.15



5y

Information about previous performance does not guarantee future performance.
Source: FactSet

Price data

Ø price 5 days Ø volume 5 days (pcs.)	0.62 EUR (0)
Ø price 30 days Ø volume 30 days (pcs.)	0.54 EUR (0)
Ø price 100 days Ø volume 100 days (pcs.)	0.59 EUR (46)
Ø price 250 days Ø volume 250 days (pcs.)	0.52 EUR (55)
YTD High date	0.80 EUR (2024/04/08)
YTD Low date	0.43 EUR (2024/01/22)
52 Weeks High date	0.80 EUR (2024/04/08)
52 Weeks Low date	0.34 EUR (2023/12/15)

All listings for POXEL S.A.

Exchange ⊕	Date	Time	Price	Trading volume (mio.)	Number of trades
Stuttgart	2024/08/09	17:08	0.571 EUR	0.00	13
Munich	2024/08/09	08:11	0.65 EUR	0.00	1
London Stock Exchange European Trade Reporting	2024/08/09	17:30	0.60 EUR	0.00	2
Frankfurt	2024/08/09	17:20	0.563 EUR	0.00	7
FINRA other OTC Issues	2024/	15:45	0.70 USD	0.00	1

	04/11					
Euronext Paris	2024/ 08/09	17:35	0.604	EUR	0.36	395
Berlin	2024/ 08/09	08:17	0.598	EUR	0.00	3

Company profile

Company Logo



Contact Details

POXEL SA

--

Telefon: -

Fax: -

E-mail: -

Company Profile

-

Board of directors

Mohammed Khoso Baluch Chairman of Supervisory Board

Pascale Boissel Member of Supervisory Board

Richard Kender Member of Supervisory Board