

FUGRO N.V.

ISIN: NL00150003E1

WKN: 924174

Overview

2024/06/14 19:18:16

Price

22.55 USD

Difference  -13.54% (-3.53)

General attributes

ISIN NL00150003E1

Symbol FUR

Exchange FINRA other OTC Issues

Currency USD

Sector Chemical / Pharmaceutical / Health

Security type Stock

Market cap (m) 2,736 EUR

Benchmark AMSTERDAM EXCHANGES INDEX

Market data

Bid (Bid size) -

Ask (Ask size) -

Open 22.55 USD

High 22.55 USD

Low 22.55 USD

Close (prev. day) 26.08 USD

VWAP 24.684738 USD

Volume (pcs) 554

Trading volume 12,492.70

Number of trades 2

Last size 277

Futures and Options

Related Futures 15

Related Options -








5y



Information about previous performance does not guarantee future performance.

Source: FactSet

Recent research

on sector		on market	
Date		Headline	Download
2024/07/15		Aktienempfehlungen Global	
2024/07/12		Global Equity Ratings	
2024/07/09		Aktienempfehlungen Österreich	
2024/06/24		Aktienempfehlungen Österreich	
2024/06/21		Global Equity Ratings	

Details

2024/06/14 19:18:16

Price

22.55 USD

Difference ▼ -13.54% (-3.53)

General attributes

ISIN	NL00150003E1
Symbol	FUR
Exchange	FINRA other OTC Issues
Currency	USD
Sector	Chemical / Pharmaceutical / Health
Security type	Stock
Market cap (m)	2,736 EUR
Benchmark	AMSTERDAM EXCHANGES INDEX

Market data

Bid (Bid size)	-
Ask (Ask size)	-
Open	22.55 USD
High	22.55 USD
Low	22.55 USD
Close (prev. day)	26.08 USD
VWAP	24.684738 USD
Volume (pcs)	554
Trading volume	12,492.70
Number of trades	2
Last size	277

Performance and Risk

	6m	1y	3y
Perf (%)	-	-	-
Perf (abs.)	-	-	-
Beta	0.80	0.79	0.77
Volatility	18.41	21.72	-

5y



Information about previous performance does not guarantee future performance.
Source: FactSet

Price data

Ø price 5 days Ø volume 5 days (pcs.)	- USD (-)
Ø price 30 days Ø volume 30 days (pcs.)	22.55 USD (68)
Ø price 100 days Ø volume 100 days (pcs.)	24.37 USD (215)
Ø price 250 days Ø volume 250 days (pcs.)	21.87 USD (145)
YTD High date	26.10 USD (2024/05/22)
YTD Low date	18.56 USD (2024/02/21)
52 Weeks High date	26.10 USD (2024/05/22)
52 Weeks Low date	15.20 USD (2023/10/26)

Arbitrage views

Exchange ⊕	Date	Time	Price	Trading volume (mio.)	Number of trades
Tradegate	2024/07/16	15:59	23.86 EUR	0.01	6
Stuttgart	2024/07/16	15:33	23.58 EUR	0.00	4
Munich	2024/07/16	08:29	23.48 EUR	0.00	1
London Stock Exchange	2024/06/04	13:09	23.8488 EUR	0.02	1
Frankfurt	2024/	08:03	23.54 EUR	0.00	1

	07/16				
FINRA other OTC Issues	2024/ 06/14	19:18	22.55 USD	0.01	2
Euronext Milan MTF Trading After Hours	-	-	-	0.00	-
Euronext Amsterdam	2024/ 07/16	17:35	24.10 EUR	5.13	1,035
Duesseldorf	2024/ 07/16	08:11	23.32 EUR	0.00	1
Berlin	2024/ 07/16	17:55	24.08 EUR	0.00	13

Company profile

Company Logo



Contact Details

FUGRO NV

--

Veurse Achterweg 10 2264 SG
Leidschendam

Telefon: +31 70 311 1422

Fax: -

E-mail: -

Company Profile

-

Members of Management Board

Mark Heine Chairman of Managing Board

Barbara Geelen Member of Executive Committee

Board of directors

Sjoerd Steven Vollebregt Chairman of Supervisory Board

Anja H. Montijn-Groenewoud Member of Supervisory Board

Antonio Jose Campo Mejia Member of Supervisory Board

Essimari Kairisto Member of Supervisory Board

Marcus Johannes de Jong Member of Supervisory Board

Rohinton Mobed Member of Supervisory Board