

## AIR NEW ZEALAND LTD.

ISIN: NZAIRE0001S2 WKN: AIZ

## Overview

2024/07/17 08:28:45

Price  
0.29 EURDifference  0.00% (0.00)

## General attributes

ISIN	NZAIRE0001S2
Symbol	AIZ
Exchange	Frankfurt
Currency	EUR
Sector	Media / Entertainment / Recreation
Security type	Stock
Market cap (m)	1,019 EUR
Benchmark	MSCI WORLD INDEX (STRD, UHD)

## Market data

Bid (Bid size)	-
Ask (Ask size)	-
Open	0.29 EUR
High	0.29 EUR
Low	0.29 EUR
Close (prev. day)	0.29 EUR
VWAP	0.31 EUR
Volume (pcs)	0
Trading volume	0.00
Number of trades	1
Last size	0

## Futures and Options










Related Futures	-
Related Options	-

5y



Information about previous performance does not guarantee future performance.  
Source: FactSet

## Recent research

on sector			
Date		Headline	Download
2024/07/15		Aktienempfehlungen Global	
2024/07/12		Global Equity Ratings	
2024/07/09		Aktienempfehlungen Österreich	
2024/06/28		Equity Weekly	
2024/06/24		Aktienempfehlungen Österreich	

## Details

2024/07/17 08:28:45

## Price

0.29 EUR

Difference ➔ 0.00% (0.00)

## General attributes

ISIN	NZAIRE0001S2
Symbol	AIZ
Exchange	Frankfurt
Currency	EUR
Sector	Media / Entertainment / Recreation
Security type	Stock
Market cap (m)	1,019 EUR
Benchmark	MSCI WORLD INDEX (STRD, UHD)

## Market data

Bid (Bid size)	-
Ask (Ask size)	-
Open	0.29 EUR
High	0.29 EUR
Low	0.29 EUR
Close (prev. day)	0.29 EUR
VWAP	0.31 EUR
Volume (pcs)	0
Trading volume	0.00
Number of trades	1
Last size	0

## Performance and Risk

	6m	1y	3y
Perf (%)	-18.31%	-33.33%	-46.81%
Perf (abs.)	-0.07	-0.15	-0.26
Beta	0.14	0.08	0.24
Volatility	42.71	40.66	43.88

5y



Information about previous performance does not guarantee future performance.  
Source: FactSet

## Price data

Ø price 5 days   Ø volume 5 days (pcs.)	0.29 EUR (0)
Ø price 30 days   Ø volume 30 days (pcs.)	0.29 EUR (117)
Ø price 100 days   Ø volume 100 days (pcs.)	0.31 EUR (3,797)
Ø price 250 days   Ø volume 250 days (pcs.)	0.35 EUR (1,861)
YTD High   date	0.38 EUR (2024/01/02)
YTD Low   date	0.28 EUR (2024/05/30)
52 Weeks High   date	0.45 EUR (2023/09/06)
52 Weeks Low   date	0.28 EUR (2024/05/30)

## Arbitrage views

Exchange <span style="color: green;">⊕</span>	Date	Time	Price	Trading volume (mio.)	Number of trades
Tradegate	2024/07/17	22:02	0.293 EUR	0.00	1
Stuttgart	2024/07/17	12:29	0.2975 EUR	0.00	4
Munich	2024/07/17	08:19	0.302 EUR	0.00	1
Hanover	2024/07/17	08:09	0.29 EUR	0.00	1
Hamburg	2024/07/17	08:06	0.29 EUR	0.00	1

	07/17					
Frankfurt	2024/ 07/17	08:28	0.29 EUR	0.00		1
FINRA other OTC Issues	2024/ 07/15	15:30	0.303 USD	0.00		1
Berlin	2024/ 07/17	16:45	0.3055 EUR	0.00		6
Australian Securities Exchange	2024/ 07/17	08:10	0.49 AUD	0.11		58

## Company profile

### Company Logo



### Company Profile

-

### Contact Details

AIR NEW ZEALAND

--

Fanshawe Street 185 1010 Auckland

Telefon: +64 93573000

Fax: -

E-mail: -