

DUSTIN GROUP AB NPV

ISIN: SE0006625471 WKN: -

Overview

2024/09/13 18:00:00

Price

8.955 SEK

Difference  -14.55% (-1.53)

General attributes

ISIN	SE0006625471
Symbol	DUST
Exchange	Nasdaq Stockholm
Currency	SEK
Sector	Commerce
Security type	Stock
Market cap (m)	356 EUR
Benchmark	OMX STOCKHOLM 30 INDEX

Market data

Bid (Bid size)	9.01 SEK (18,746)
Ask (Ask size)	9.02 SEK (3,198)
Open	8.645 SEK
High	9.045 SEK
Low	8.54 SEK
Close (prev. day)	10.48 SEK
VWAP	8.81 SEK
Volume (pcs)	11,314,452
Trading volume	99,665,798.10
Number of trades	5,486
Last size	-

Futures and Options

Related Futures	-
Related Options	-










5y



Information about previous performance does not guarantee future performance.

Source: FactSet

Recent research

on sector			
Date		Headline	Download
2024/09/11		Global Equity Ratings	
2024/09/11		Aktienempfehlungen Global	
2024/09/05		Global Equity Ratings	
2024/09/05		Aktienempfehlungen Global	
2024/08/12		Global Equity Ratings	

Details

2024/09/13 18:00:00

Price

8.955 SEK

Difference ▼ -14.55% (-1.53)

General attributes

ISIN	SE0006625471
Symbol	DUST
Exchange	Nasdaq Stockholm
Currency	SEK
Sector	Commerce
Security type	Stock
Market cap (m)	356 EUR
Benchmark	OMX STOCKHOLM 30 INDEX

Market data

Bid (Bid size)	9.01 SEK (18,746)
Ask (Ask size)	9.02 SEK (3,198)
Open	8.645 SEK
High	9.045 SEK
Low	8.54 SEK
Close (prev. day)	10.48 SEK
VWAP	8.81 SEK
Volume (pcs)	11,314,452
Trading volume	99,665,798.10
Number of trades	5,486
Last size	-

Performance and Risk

	6m	1y	3y
Perf (%)	-30.53%	-21.44%	-82.41%
Perf (abs.)	-3.94	-2.44	-41.96
Beta	-	-	-
Volatility	44.74	54.77	47.63

5y



Information about previous performance does not guarantee future performance.
Source: FactSet

Price data

Ø price 5 days Ø volume 5 days (pcs.)	10.047 SEK (2,919,070)
Ø price 30 days Ø volume 30 days (pcs.)	10.532 SEK (807,673)
Ø price 100 days Ø volume 100 days (pcs.)	11.739 SEK (935,702)
Ø price 250 days Ø volume 250 days (pcs.)	10.920 SEK (1,473,568)
YTD High date	14.950 SEK (2024/06/03)
YTD Low date	8.540 SEK (2024/09/13)
52 Weeks High date	14.950 SEK (2024/06/03)
52 Weeks Low date	6.302 SEK (2023/10/31)

All listings for DUSTIN GROUP AB NPV

Exchange	Date	Time	Price	Trading volume (mio.)	Number of trades
Stuttgart	2024/09/13	16:37	0.7755 EUR	0.00	13
Nasdaq Stockholm	2024/09/13	18:00	8.955 SEK	99.67	5,486
Munich	2024/09/13	08:12	0.92 EUR	0.00	1
London Stock Exchange European Trade Reporting	2024/09/13	17:25	87.20 SEK	0.00	1
Frankfurt	2024/	17:19	0.725 EUR	0.00	8

	09/13					
FINRA other OTC Issues	2023/ 12/19	15:55	0.936 USD	0.00		1
Duesseldorf	2024/ 09/13	19:30	0.725 EUR	0.00		6
Berlin	2024/ 09/13	21:43	0.7935 EUR	0.00		19

Company profile

Company Logo

Contact Details

DUSTIN GROUP

--

Telefon: -

Fax: -

E-mail: -

Company Profile

-