

## BANCA TRANSILVANIA SA

ISIN: ROTLVAACNOR1 WKN: -

## Overview

2024/07/26 16:50:20

Price  
28.35 RONDifference  -0.18% (-0.05)

## General attributes

ISIN	ROTLVAACNOR1
Symbol	TLV
Exchange	Bucharest Stock Exchange
Currency	RON
Sector	Financial
Security type	Stock
Market cap (m)	5,257 EUR
Benchmark	MSCI WORLD INDEX (STRD, UHD)

## Market data

Bid (Bid size)	28.35 RON (19,357)
Ask (Ask size)	28.45 RON (67)
Open	28.45 RON
High	28.60 RON
Low	28.35 RON
Close (prev. day)	28.40 RON
VWAP	28.472581 RON
Volume (pcs)	191,818
Trading volume	5,461,553.45
Number of trades	919
Last size	218

## Futures and Options











Related Futures	-
Related Options	-

5y



Information about previous performance does not guarantee future performance.  
Source: FactSet

## Recent research

on sector		on market	
Date		Headline	Download
2024/07/24		Global Equity Ratings	
2024/07/24		Aktienempfehlungen Global	
2024/07/19		Equity Weekly	
2024/07/15		Aktienempfehlungen Global	
2024/07/12		Global Equity Ratings	

## Details

2024/07/26 16:50:20

## Price

28.35 RON

Difference ▼ -0.18% (-0.05)

## General attributes

ISIN	ROTLVAACNOR1
Symbol	TLV
Exchange	Bucharest Stock Exchange
Currency	RON
Sector	Financial
Security type	Stock
Market cap (m)	5,257 EUR
Benchmark	MSCI WORLD INDEX (STRD, UHD)

## Market data

Bid (Bid size)	28.35 RON (19,357)
Ask (Ask size)	28.45 RON (67)
Open	28.45 RON
High	28.60 RON
Low	28.35 RON
Close (prev. day)	28.40 RON
VWAP	28.472581 RON
Volume (pcs)	191,818
Trading volume	5,461,553.45
Number of trades	919
Last size	218

## Performance and Risk

	6m	1y	3y
Perf (%)	+36.75%	+59.54%	+62.08%
Perf (abs.)	+7.62	+10.58	+10.86
Beta	0.26	0.32	0.92
Volatility	18.60	20.29	191.06

5y



Information about previous performance does not guarantee future performance.  
Source: FactSet

## Price data

Ø price 5 days   Ø volume 5 days (pcs.)	28.42 RON (419,656)
Ø price 30 days   Ø volume 30 days (pcs.)	28.25 RON (510,653)
Ø price 100 days   Ø volume 100 days (pcs.)	26.22 RON (516,000)
Ø price 250 days   Ø volume 250 days (pcs.)	22.50 RON (465,234)
YTD High   date	29.70 RON (2024/07/18)
YTD Low   date	20.56 RON (2024/01/30)
52 Weeks High   date	29.70 RON (2024/07/18)
52 Weeks Low   date	16.80 RON (2023/08/21)

## Arbitrage views

Exchange	Date	Time	Price	Trading volume (mio.)	Number of trades
London Stock Exchange European Trade Reporting	2024/07/26	16:55	2.125 RON	0.00	1
Bucharest Stock Exchange	2024/07/26	16:50	28.35 RON	5.46	919

## Company profile

### Company Logo



### Company Profile

-

### Contact Details

BANCA TRANSILVANIA

--

----

Telefon: -

Fax: -

E-mail: -