


UKRAINE HRYVNIA / ROMANIAN LEU NEW (UAH/RON)

2024/07/17 17:00:24

Price
0.11013 RON
 1 UAH = 0.11013 RON
 1 RON = 9.08036 UAH

Difference  **-0.87%**
 (-0.00)

General attributes

Exchange rate -
Exchange over the counter World
Security type Currency

Market data

Open 0.11106 RON
High 0.11114 RON
Low 0.11005 RON
Close (prev. day) 0.11109 RON

Performance and Risk

| | 6m | 1y | 3y |
|--------------------|--------|--------|---------|
| Perf (%) | -8.03% | -7.61% | -27.45% |
| Perf (abs.) | -0.01 | -0.01 | -0.04 |
| Beta | - | - | - |
| Volatility | 7.71 | 7.61 | 14.69 |

Futures and Options

Related Futures -
Related Options -

5y





Information about previous performance does not guarantee future performance.
 Source: FactSet

Price data

| | |
|--|--------------------------|
| Ø price 5 days Ø volume 5 days (pcs.) | 0.11098 RON (0) |
| Ø price 30 days Ø volume 30 days (pcs.) | 0.11333 RON (0) |
| Ø price 100 days Ø volume 100 days (pcs.) | 0.11523 RON (0) |
| Ø price 250 days Ø volume 250 days (pcs.) | 0.11879 RON (0) |
| YTD High date | 0.12353 RON (2024/02/13) |
| YTD Low date | 0.10908 RON (2024/07/15) |
| 52 Weeks High date | 0.13008 RON (2023/10/03) |
| 52 Weeks Low date | 0.10908 RON (2024/07/15) |

Recent research

| on instrument | on market | | |
|---------------|---|---|---|
| Date | | Headline | Download |
| 2024/07/15 |  | Data mix in the week to come |  |
| 2024/07/12 |  | Bumpy recovery of manufacturing |  |
| 2024/07/11 |  | June CPI falls further to 4.9% y/y |  |
| 2024/07/08 |  | Central bank meeting in Serbia and June's inflatio... |  |
| 2024/07/05 |  | NBR Review: key rate cut by 25bp to 6.75%, as expe... |  |