


# HONGKONG-DOLLAR / ROMANIAN LEU NEW (HKD/RON)

2024/09/18 20:00:27

**Price**  
**0.57268** RON

1 HKD = 0.57268 RON  
1 RON = 1.74610 HKD

**Difference**  **-0.17%**  
**(-0.00)**

**General attributes**

**Exchange rate** -  
**Exchange** over the counter World  
**Security type** Currency

**Market data**

**Open** 0.57357 RON  
**High** 0.57400 RON  
**Low** 0.57268 RON  
**Close (prev. day)** 0.57367 RON

**Performance and Risk**

	6m	1y	3y
<b>Perf (%)</b>	-1.70%	-3.61%	+5.78%
<b>Perf (abs.)</b>	-0.01	-0.02	+0.03
<b>Beta</b>	-	-	-
<b>Volatility</b>	5.46	5.79	8.26

**Futures and Options**

**Related Futures** -  
**Related Options** -

5y












Information about previous performance does not guarantee future performance.  
Source: FactSet

**Price data**

Ø price 5 days   Ø volume 5 days (pcs.)	0.57470 RON (0)
Ø price 30 days   Ø volume 30 days (pcs.)	0.57476 RON (0)
Ø price 100 days   Ø volume 100 days (pcs.)	0.58368 RON (0)
Ø price 250 days   Ø volume 250 days (pcs.)	0.58599 RON (0)
<b>YTD High   date</b>	0.59891 RON (2024/04/16)
<b>YTD Low   date</b>	0.56968 RON (2024/08/25)
<b>52 Weeks High   date</b>	0.60743 RON (2023/10/03)
<b>52 Weeks Low   date</b>	0.56968 RON (2024/08/25)

**Recent research**

on instrument	on market		
Date		Headline	Download
2024/09/16		Industry, producer prices and labor market data	
2024/09/13		Industrial output down in July	
2024/09/12		Romania   Pre-election public spending bonanza	
2024/09/11		August inflation decelerated, in line with our cal...	
2024/09/08		Will Croatia see a rating upgrade?	