

## BE SEMICONDUCTOR INDUSTRIES N.V.

ISIN: NL0012866412 WKN: 936716

## Overview

2024/07/26 11:05:28

Price

124.55 EUR

Difference  0.44% (0.55)

## General attributes

ISIN	NL0012866412
Symbol	BESI
Exchange	Stuttgart
Currency	EUR
Sector	Technology
Security type	Stock
Market cap (m)	9,555 EUR
Benchmark	AMSTERDAM EXCHANGES INDEX

## Market data

Bid (Bid size)	- (0)
Ask (Ask size)	- (0)
Open	122.35 EUR
High	124.55 EUR
Low	122.35 EUR
Close (prev. day)	124.00 EUR
VWAP	-
Volume (pcs)	20
Trading volume	2,491.00
Number of trades	4
Last size	20

## Futures and Options

Related Futures	39
Related Options	-







5y



Information about previous performance does not guarantee future performance.

Source: FactSet

## Recent research

on sector		on market	
Date		Headline	Download
2024/07/26		Equity Weekly	
2024/07/24		Global Equity Ratings	
2024/07/24		Aktienempfehlungen Global	
2024/07/15		Aktienempfehlungen Global	
2024/07/12		Global Equity Ratings	

## Details

2024/07/26 11:05:28

## Price

124.55 EUR

Difference ▲ 0.44% (0.55)

## General attributes

ISIN	NL0012866412
Symbol	BESI
Exchange	Stuttgart
Currency	EUR
Sector	Technology
Security type	Stock
Market cap (m)	9,555 EUR
Benchmark	AMSTERDAM EXCHANGES INDEX

## Market data

Bid (Bid size)	- (0)
Ask (Ask size)	- (0)
Open	122.35 EUR
High	124.55 EUR
Low	122.35 EUR
Close (prev. day)	124.00 EUR
VWAP	-
Volume (pcs)	20
Trading volume	2,491.00
Number of trades	4
Last size	20

## Performance and Risk

	6m	1y	3y
Perf (%)	-13.08%	+21.39%	+69.87%
Perf (abs.)	-18.75	+21.95	+51.23
Beta	2.79	2.15	1.79
Volatility	57.71	51.51	51.82

5y



Information about previous performance does not guarantee future performance.  
Source: FactSet

## Price data

Ø price 5 days   Ø volume 5 days (pcs.)	140.02 EUR (4)
Ø price 30 days   Ø volume 30 days (pcs.)	155.87 EUR (7)
Ø price 100 days   Ø volume 100 days (pcs.)	144.78 EUR (33)
Ø price 250 days   Ø volume 250 days (pcs.)	129.83 EUR (25)
YTD High   date	177.00 EUR (2024/02/22)
YTD Low   date	119.50 EUR (2024/05/03)
52 Weeks High   date	177.00 EUR (2024/02/22)
52 Weeks Low   date	84.58 EUR (2023/10/17)

## All listings for BE SEMICONDUCTOR INDUSTRIES N.V.

Exchange <span>📍</span>	Date	Time	Price	Trading volume (mio.)	Number of trades
Xetra	2024/07/26	17:35	122.90 EUR	0.03	12
Vienna Stock Exchange	2024/07/26	15:30	124.70 EUR	0.00	3
Tradegate	2024/07/26	22:26	123.30 EUR	0.42	99
Stuttgart	2024/07/26	11:05	124.55 EUR	0.00	4

Munich	2024/ 07/26	08:19	122.60 EUR	0.00	2
London Stock Exchange European Trade Reporting	2024/ 07/26	17:30	123.525 EUR	0.00	9
Frankfurt	2024/ 07/26	08:07	120.40 EUR	0.00	2
FINRA other OTC Issues	2024/ 07/24	21:09	151.30 USD	0.02	1
Euronext Milan MTF Trading After Hours	-	-	-	0.00	-
Euronext Amsterdam	2024/ 07/26	17:37	122.90 EUR	100.50	14,047
Duesseldorf	2024/ 07/26	08:10	121.80 EUR	0.00	3
Berlin	2024/ 07/26	21:50	123.10 EUR	0.00	19

## Company profile

### Company Logo



### Contact Details

BE SEMICONDUCTOR INDUSTRIES NV

--

Ratio 6 - 6921 RW Duiven

Telefon: +31-26-319-45-00

Fax: +

E-mail: info@besi.com

### Company Profile

-

#### Members of Management Board

ir. Richard Blickman Chairman of Managing Board

Bart Berenbank Member of Executive Committee

Christoph Scheiring Member of Executive Committee

Henk-Jan Jonge Poerink Member of Executive Committee

J.K. Park Member of Executive Committee

Jeroen Kleijburg Member of Executive Committee

Leon Verweij Member of Executive Committee

Peter Wiedner Member of Executive Committee

René Hendriks Member of Executive Committee

Ruurd Boomsma Member of Executive Committee

#### Board of directors

Richard Norbruis Chairman of Supervisory Board

Laura Oliphant Member of Supervisory Board

Carlo Bozotti Member of Supervisory Board

Elke Eckstein Member of Supervisory Board

Nicolaas Willem Hoek Member of Supervisory Board