

GALAPAGOS N.V.

ISIN: **BE0003818359** WKN: -

Overview

2024/08/09 09:16:49

Price

23.30 EUR

Difference  -2.18% (-0.52)

General attributes

ISIN BE0003818359

Symbol GLPG

Exchange Frankfurt

Currency EUR

Sector Chemical / Pharmaceutical / Health

Security type Stock

Market cap (m) 1,514 EUR

Benchmark BEL 20 INDEX

Market data

Bid (Bid size) 22.60 EUR (200)

Ask (Ask size) 23.04 EUR (200)

Open 23.30 EUR

High 23.30 EUR

Low 23.30 EUR

Close (prev. day) 23.82 EUR

VWAP 22.98 EUR

Volume (pcs) 0

Trading volume 0.00

Number of trades 1

Last size 0

Futures and Options

Related Futures 24






Related Options -

5y



Information about previous performance does not guarantee future performance.
Source: FactSet

Recent research

on sector		on market	
Date		Headline	Download
2024/08/09		Equity Weekly	
2024/07/29		Aktienempfehlungen Österreich	
2024/07/24		Global Equity Ratings	
2024/07/24		Aktienempfehlungen Global	
2024/07/15		Aktienempfehlungen Global	

Details

2024/08/09 09:16:49

Price

23.30 EUR

Difference  -2.18% (-0.52)

General attributes

ISIN	BE0003818359
Symbol	GLPG
Exchange	Frankfurt
Currency	EUR
Sector	Chemical / Pharmaceutical / Health
Security type	Stock
Market cap (m)	1,514 EUR
Benchmark	BEL 20 INDEX

Market data

Bid (Bid size)	22.60 EUR (200)
Ask (Ask size)	23.04 EUR (200)
Open	23.30 EUR
High	23.30 EUR
Low	23.30 EUR
Close (prev. day)	23.82 EUR
VWAP	22.98 EUR
Volume (pcs)	0
Trading volume	0.00
Number of trades	1
Last size	0

Performance and Risk

	6m	1y	3y
Perf (%)	-33.31%	-33.05%	-53.54%
Perf (abs.)	-11.90	-11.76	-27.45
Beta	0.81	0.70	0.81
Volatility	25.88	24.84	35.88

5y



Information about previous performance does not guarantee future performance.
Source: FactSet

Price data

Ø price 5 days Ø volume 5 days (pcs.)	23.43 EUR (150)
Ø price 30 days Ø volume 30 days (pcs.)	24.05 EUR (29)
Ø price 100 days Ø volume 100 days (pcs.)	25.82 EUR (53)
Ø price 250 days Ø volume 250 days (pcs.)	30.83 EUR (36)
YTD High date	38.58 EUR (2024/01/04)
YTD Low date	22.74 EUR (2024/08/05)
52 Weeks High date	38.58 EUR (2024/01/04)
52 Weeks Low date	22.74 EUR (2024/08/05)

All listings for GALAPAGOS N.V.

Exchange 	Date	Time	Price	Trading volume (mio.)	Number of trades
Vienna Stock Exchange	2024/08/09	15:30	23.08 EUR	0.00	4
Tradegate	2024/08/09	17:55	22.90 EUR	0.08	22
Stuttgart	2024/08/09	08:02	23.24 EUR	0.00	1
Munich	2024/08/09	08:11	23.34 EUR	0.00	1
London Stock Exchange	2024/	17:30	23.01 EUR	0.23	2

European Trade Reporting	08/09						
Hanover	2024/ 08/09	08:01	23.18	EUR	0.00		1
Frankfurt	2024/ 08/09	09:16	23.30	EUR	0.00		1
FINRA other OTC Issues	2024/ 07/18	15:30	24.55	USD	0.00		1
Euronext Milan MTF Trading After Hours	2024/ 06/06	18:00	24.30	EUR	0.00		1
Euronext Amsterdam	2024/ 08/09	17:29	22.90	EUR	2.54		1,122
Duesseldorf	2024/ 08/09	08:10	23.10	EUR	0.00		1
Berlin	2024/ 08/09	18:42	22.78	EUR	0.00		14

Company profile

Company Logo



Galapagos

Contact Details

GALAPAGOS NV

--

Industriepark Mechelen Noord, Generaal de Wittelaan L11 A3 - 2800 Mechelen

Telefon: +32-1-534-29-00

Fax: +

E-mail: -

Company Profile

-

Members of Management Board

Paul Stoffels	Chairman of Managing Board
Annelies Missotten	Member of Executive Committee
Thad Huston	Member of Executive Committee
Valeria Cnossen	Member of Executive Committee

Board of directors

Dan Baker	Member of Supervisory Board
Lena Elisabeth Svanberg	Member of Supervisory Board
Linda Higgins	Member of Supervisory Board
Simon Sturge	Member of Supervisory Board
Susanne Antonie Schaffert	Member of Supervisory Board
Andrew Dickinson	Member of Supervisory Board
Jérôme Contamine	Member of Supervisory Board
Peter Guenter	Member of Supervisory Board