

HENNES & MAURITZ AB 'B'

ISIN: SE0000106270 WKN: 5687431

Overview

2024/07/26 08:01:07

Price

14.125 EUR

Difference  1.07% (0.15)

General attributes

ISIN	SE0000106270
Symbol	HM B
Exchange	Hanover
Currency	EUR
Sector	Commerce
Security type	Stock
Market cap (m)	20,004 EUR
Benchmark	OMX STOCKHOLM 30 INDEX

Market data

Bid (Bid size)	-
Ask (Ask size)	-
Open	14.125 EUR
High	14.125 EUR
Low	14.125 EUR
Close (prev. day)	13.975 EUR
VWAP	-
Volume (pcs)	0
Trading volume	0.00
Number of trades	3
Last size	0

Futures and Options

Related Futures	43
Related Options	-

5y













Information about previous performance does not guarantee future performance.

Source: FactSet

Recent research

on instrument

on sector

Date		Headline	Download
2022/05/04		Global Equity Ratings	
2022/05/04		Aktienempfehlungen Global	
2022/04/27		Global Equity Ratings	
2022/04/27		Aktienempfehlungen Global	
2022/04/14		Global Equity Ratings	

Details

2024/07/26 08:01:07

Price

14.125 EUR

Difference ▲ 1.07% (0.15)

General attributes

ISIN	SE0000106270
Symbol	HM B
Exchange	Hanover
Currency	EUR
Sector	Commerce
Security type	Stock
Market cap (m)	20,004 EUR
Benchmark	OMX STOCKHOLM 30 INDEX

Market data

Bid (Bid size)	-
Ask (Ask size)	-
Open	14.125 EUR
High	14.125 EUR
Low	14.125 EUR
Close (prev. day)	13.975 EUR
VWAP	-
Volume (pcs)	0
Trading volume	0.00
Number of trades	3
Last size	0

Performance and Risk

	6m	1y	3y
Perf (%)	-3.33%	-7.26%	-22.77%
Perf (abs.)	-0.49	-1.11	-4.17
Beta	1.02	1.10	1.16
Volatility	37.98	34.54	37.36

5y



Information about previous performance does not guarantee future performance.

Source: FactSet

Price data

Ø price 5 days Ø volume 5 days (pcs.)	14.144 EUR (0)
Ø price 30 days Ø volume 30 days (pcs.)	15.420 EUR (0)
Ø price 100 days Ø volume 100 days (pcs.)	14.956 EUR (0)
Ø price 250 days Ø volume 250 days (pcs.)	14.320 EUR (0)
YTD High date	17.265 EUR (2024/06/21)
YTD Low date	12.246 EUR (2024/03/05)
52 Weeks High date	17.265 EUR (2024/06/21)
52 Weeks Low date	12.246 EUR (2024/03/05)

Arbitrage views

Exchange ⊕	Date	Time	Price	Trading volume (mio.)	Number of trades
Xetra	2024/07/25	16:09	13.92 EUR	0.00	3
Tradegate	2024/07/26	22:26	14.175 EUR	0.04	12
Stuttgart	2024/07/26	13:56	14.165 EUR	0.00	9
SIX Swiss Exchange	2024/04/02	06:35	18.195 CHF	0.00	1
Nasdaq Stockholm	2024/	18:00	165.95 SEK	256.28	3,327

	07/26					
Munich	2024/ 07/26	08:04	14.11 EUR	0.00		1
London Stock Exchange European Trade Reporting	2024/ 07/26	17:25	165.60 SEK	0.00		1
Hanover	2024/ 07/26	08:01	14.125 EUR	0.00		3
Hamburg	2024/ 07/26	08:01	14.125 EUR	0.00		3
Frankfurt	2024/ 07/26	14:31	14.175 EUR	0.00		1
FINRA other OTC Issues	2024/ 07/11	18:27	16.305 USD	0.01		2
Duesseldorf	2024/ 07/26	19:31	14.10 EUR	0.00		7
Berlin	2024/ 07/26	08:08	14.12 EUR	0.00		3

Company profile

Company Logo



Contact Details

H&M HENNES & MAURITZ AB

--

Mäster Samuelsgatan 46A - 106 38
Stockholm

Telefon: +46-8-796-55-00

Fax: +

E-mail: info@hm.com

Company Profile

-

Members of Management Board

Daniel Erver Chairman of Managing Board

Adam Karlsson Member of Executive Committee

Ellen Svanström Member of Executive Committee

Board of directors

Karl-Johan Erling Persson Chairman of Supervisory Board

Danica Jensfelt Member of Supervisory Board

Agneta Gustafsson Member of Supervisory Board

Anders Gunnar Dahlvig Member of Supervisory Board

Christian Sievert Member of Supervisory Board

Christina Synnergren Member of Supervisory Board

Hans Nilsson Member of Supervisory Board

Helena Ildiko Saxon Member of Supervisory Board

Keith Barker Member of Supervisory Board

Lena Margareta Patriksson Keller Member of Supervisory Board

Sofia Almbrandt Member of Supervisory Board

Stina Honkamaa Bergfors Member of Supervisory Board

Therese Nordström Member of Supervisory Board

Tim Gahnström Member of Supervisory Board