

HENNES & MAURITZ AB 'B'

ISIN: SE0000106270 WKN: 5687431

Overview

2024/05/03 08:02:04

Price

14.745 EUR

Difference  -0.77% (-0.12)

General attributes

ISIN	SE0000106270
Symbol	HM B
Exchange	Hanover
Currency	EUR
Sector	Commerce
Security type	Stock
Market cap (m)	20,865 EUR
Benchmark	OMX STOCKHOLM 30 INDEX

Market data

Bid (Bid size)	-
Ask (Ask size)	-
Open	14.745 EUR
High	14.745 EUR
Low	14.745 EUR
Close (prev. day)	14.86 EUR
VWAP	-
Volume (pcs)	0
Trading volume	0.00
Number of trades	3
Last size	0

Futures and Options

Related Futures	41
Related Options	-

5y













Information about previous performance does not guarantee future performance.

Source: FactSet

Recent research

on instrument

on sector

Date		Headline	Download
2022/05/04		Global Equity Ratings	
2022/05/04		Aktienempfehlungen Global	
2022/04/27		Global Equity Ratings	
2022/04/27		Aktienempfehlungen Global	
2022/04/14		Global Equity Ratings	

Details

2024/05/03 08:02:04

Price

14.745 EUR

Difference  -0.77% (-0.12)

General attributes

ISIN	SE0000106270
Symbol	HM B
Exchange	Hanover
Currency	EUR
Sector	Commerce
Security type	Stock
Market cap (m)	20,865 EUR
Benchmark	OMX STOCKHOLM 30 INDEX

Market data

Bid (Bid size)	-
Ask (Ask size)	-
Open	14.745 EUR
High	14.745 EUR
Low	14.745 EUR
Close (prev. day)	14.86 EUR
VWAP	-
Volume (pcs)	0
Trading volume	0.00
Number of trades	3
Last size	0

Performance and Risk

	6m	1y	3y
Perf (%)	+9.16%	+14.44%	-27.93%
Perf (abs.)	+1.24	+1.86	-5.72
Beta	1.21	1.12	1.16
Volatility	38.28	35.11	36.88

5y



Information about previous performance does not guarantee future performance.

Source: FactSet

Price data

Ø price 5 days Ø volume 5 days (pcs.)	15.055 EUR (0)
Ø price 30 days Ø volume 30 days (pcs.)	14.531 EUR (0)
Ø price 100 days Ø volume 100 days (pcs.)	14.067 EUR (0)
Ø price 250 days Ø volume 250 days (pcs.)	13.883 EUR (0)
YTD High date	15.798 EUR (2024/01/02)
YTD Low date	12.246 EUR (2024/03/05)
52 Weeks High date	16.306 EUR (2023/12/20)
52 Weeks Low date	11.670 EUR (2023/05/31)

Arbitrage views

Exchange 	Date	Time	Price	Trading volume (mio.)	Number of trades
Xetra	2024/05/03	17:35	14.65 EUR	0.00	7
Tradegate	2024/05/03	22:26	14.785 EUR	0.03	13
Stuttgart	2024/05/03	15:35	14.755 EUR	0.00	12
SIX Swiss Exchange	2024/04/02	06:35	18.195 CHF	0.00	1

Nasdaq Stockholm	2024/ 05/03	17:29	171.55 SEK	469.16	4,187
Munich	2024/ 05/03	08:03	14.755 EUR	0.00	1
London Stock Exchange European Trade Reporting	2024/ 05/03	17:25	172.725 SEK	0.00	1
Hanover	2024/ 05/03	08:02	14.745 EUR	0.00	3
Hamburg	2024/ 05/03	08:00	14.755 EUR	0.00	3
Frankfurt	2024/ 05/03	08:06	14.73 EUR	0.00	2
FINRA other OTC Issues	2024/ 04/30	16:48	16.25 USD	0.02	2
Duesseldorf	2024/ 05/03	19:31	14.695 EUR	0.00	7
Berlin	2024/ 05/03	08:08	14.765 EUR	0.00	2

Company profile

Company Logo



Contact Details

H&M HENNES & MAURITZ AB

--

Mäster Samuelsgatan 46A - 106 38
Stockholm

Telefon: +46-8-796-55-00

Fax: +46-8-20-99-19

E-mail: info@hm.com

Company Profile

-

Members of Management Board

Daniel Erver Chairman of Managing Board

Adam Karlsson Member of Executive Committee

Ellen Svanström Member of Executive Committee

Board of directors

Karl-Johan Erling Persson Chairman of Supervisory Board

Danica Jensfelt Member of Supervisory Board

Agneta Gustafsson Member of Supervisory Board

Anders Gunnar Dahlvig Member of Supervisory Board

Christian Sievert Member of Supervisory Board

Erica Wiking Hager Member of Supervisory Board

Hampus Glanzelius Member of Supervisory Board

Ingrid Godin Member of Supervisory Board

Lena Margareta Patriksson Keller Member of Supervisory Board

Louise Wikholm Member of Supervisory Board

Margareta Welinder Member of Supervisory Board

Niklas Mårten Zennström Member of Supervisory Board

Stina Honkamaa Bergfors Member of Supervisory Board

Tim Gahnström Member of Supervisory Board