

AIR NEW ZEALAND LTD.

ISIN: NZAIRE0001S2 WKN: -

Overview

2024/09/13 10:34:57

Price

0.295 EUR

Difference  -0.34% (-0.00)

General attributes

ISIN NZAIRE0001S2

Symbol AIR

Exchange Stuttgart

Currency EUR

Sector Media / Entertainment / Recreation

Security type Stock

Market cap (m) 1,052 EUR

Benchmark MSCI WORLD INDEX (STRD, UHD)

Market data

Bid (Bid size) - (0)

Ask (Ask size) - (0)

Open 0.2955 EUR

High 0.2955 EUR

Low 0.295 EUR

Close (prev. day) 0.296 EUR

VWAP -

Volume (pcs) 0

Trading volume 0.00

Number of trades 4

Last size 0

Futures and Options

Related Futures -

Related Options -

5y













Information about previous performance does not guarantee future performance.

Source: FactSet

Recent research

on sector

Date	Headline	Download
2024/09/11	 Global Equity Ratings	
2024/09/11	 Aktienempfehlungen Global	
2024/09/09	 Aktienempfehlungen Österreich	
2024/09/05	 Global Equity Ratings	
2024/09/05	 Aktienempfehlungen Global	

Details

2024/09/13 10:34:57

Price

0.295 EUR

 Difference ▼ -0.34% (-0.00)

General attributes

ISIN	NZAIRE0001S2
Symbol	AIR
Exchange	Stuttgart
Currency	EUR
Sector	Media / Entertainment / Recreation
Security type	Stock
Market cap (m)	1,052 EUR
Benchmark	MSCI WORLD INDEX (STRD, UHD)

Market data

Bid (Bid size)	- (0)
Ask (Ask size)	- (0)
Open	0.2955 EUR
High	0.2955 EUR
Low	0.295 EUR
Close (prev. day)	0.296 EUR
VWAP	-
Volume (pcs)	0
Trading volume	0.00
Number of trades	4
Last size	0

Performance and Risk

	6m	1y	3y
Perf (%)	-9.92%	-26.62%	-46.96%
Perf (abs.)	-0.03	-0.11	-0.26
Beta	-	-	-
Volatility	30.99	28.53	36.25



Information about previous performance does not guarantee future performance.
Source: FactSet

Price data

Ø price 5 days Ø volume 5 days (pcs.)	0.298 EUR (14,002)
Ø price 30 days Ø volume 30 days (pcs.)	0.302 EUR (3,435)
Ø price 100 days Ø volume 100 days (pcs.)	0.300 EUR (1,389)
Ø price 250 days Ø volume 250 days (pcs.)	0.333 EUR (850)
YTD High date	0.375 EUR (2024/01/09)
YTD Low date	0.287 EUR (2024/05/07)
52 Weeks High date	0.413 EUR (2023/09/25)
52 Weeks Low date	0.287 EUR (2024/05/07)

Arbitrage views

Exchange ⊕	Date	Time	Price	Trading volume (mio.)	Number of trades
Tradegate	2024/09/13	22:02	0.3035 EUR	0.00	1
Stuttgart	2024/09/13	10:34	0.295 EUR	0.00	4
Munich	2024/09/13	08:12	0.3105 EUR	0.00	1
Hanover	2024/09/13	17:25	0.291 EUR	0.00	4
Hamburg	2024/09/13	17:25	0.291 EUR	0.00	4

	09/13					
Frankfurt	2024/ 09/13	08:20	0.291	EUR	0.00	2
FINRA other OTC Issues	2024/ 09/12	18:55	0.3292	USD	0.00	3
Duesseldorf	2024/ 09/13	19:30	0.291	EUR	0.00	7
Berlin	2024/ 09/13	16:45	0.3035	EUR	0.00	5
Australian Securities Exchange	2024/ 09/13	08:10	0.50	AUD	0.13	58

Company profile

Company Logo



Company Profile

-

Contact Details

AIR NEW ZEALAND

--

Fanshawe Street 185 1010 Auckland

Telefon: +64 93573000

Fax: -

E-mail: -