

AIR NEW ZEALAND LTD.

ISIN: NZAIRE0001S2 WKN: AIZ

Overview

2024/04/26 10:33:43

Price
0.303 EURDifference  0.33% (0.00)

General attributes

ISIN	NZAIRE0001S2
Symbol	AIZ
Exchange	Stuttgart
Currency	EUR
Sector	Media / Entertainment / Recreation
Security type	Stock
Market cap (m)	1,029 EUR
Benchmark	MSCI WORLD INDEX (STRD, UHD)

Market data

Bid (Bid size)	- (0)
Ask (Ask size)	- (0)
Open	0.303 EUR
High	0.303 EUR
Low	0.303 EUR
Close (prev. day)	0.302 EUR
VWAP	-
Volume (pcs)	0
Trading volume	0.00
Number of trades	4
Last size	0

Futures and Options










Related Futures	-
Related Options	-



5y

Information about previous performance does not guarantee future performance.
Source: FactSet

Recent research

on sector			
Date		Headline	Download
2024/04/26		Global Equity Ratings	
2024/04/26		Aktienempfehlungen Global	
2024/04/15		Aktienempfehlungen Österreich	
2024/04/03		Global Equity Ratings	
2024/04/03		Aktienempfehlungen Global	

Details

2024/04/26 10:33:43

Price

0.303 EUR

 Difference ▲ 0.33% (0.00)

General attributes

ISIN	NZAIRE0001S2
Symbol	AIZ
Exchange	Stuttgart
Currency	EUR
Sector	Media / Entertainment / Recreation
Security type	Stock
Market cap (m)	1,029 EUR
Benchmark	MSCI WORLD INDEX (STRD, UHD)

Market data

Bid (Bid size)	- (0)
Ask (Ask size)	- (0)
Open	0.303 EUR
High	0.303 EUR
Low	0.303 EUR
Close (prev. day)	0.302 EUR
VWAP	-
Volume (pcs)	0
Trading volume	0.00
Number of trades	4
Last size	0

Performance and Risk

	6m	1y	3y
Perf (%)	-13.92%	-27.43%	-51.03%
Perf (abs.)	-0.05	-0.11	-0.32
Beta	-0.09	0.11	0.25
Volatility	27.00	26.54	35.47

5y



Information about previous performance does not guarantee future performance.
Source: FactSet

Price data

Ø price 5 days Ø volume 5 days (pcs.)	0.305 EUR (0)
Ø price 30 days Ø volume 30 days (pcs.)	0.325 EUR (2,359)
Ø price 100 days Ø volume 100 days (pcs.)	0.344 EUR (709)
Ø price 250 days Ø volume 250 days (pcs.)	0.383 EUR (393)
YTD High date	0.375 EUR (2024/01/09)
YTD Low date	0.302 EUR (2024/04/25)
52 Weeks High date	0.451 EUR (2023/06/16)
52 Weeks Low date	0.302 EUR (2024/04/25)

All listings for AIR NEW ZEALAND LTD.

Exchange	Date	Time	Price	Trading volume (mio.)	Number of trades
Tradegate	2024/04/26	22:02	0.31 EUR	0.00	1
Stuttgart	2024/04/26	10:33	0.303 EUR	0.00	4
Munich	2024/04/26	08:11	0.3145 EUR	0.00	1
Hanover	2024/04/26	08:05	0.29 EUR	0.00	3
Hamburg	2024/04/26	08:00	0.29 EUR	0.00	3

	04/26				
Frankfurt	2024/ 04/26	08:13	0.29 EUR	0.00	2
FINRA other OTC Issues	2024/ 04/26	19:23	0.33 USD	0.00	1
Berlin	2024/ 04/26	16:45	0.31 EUR	0.00	5
Australian Securities Exchange	2024/ 04/26	08:10	0.50 AUD	0.97	327

Company profile

Company Logo



Company Profile

-

Contact Details

AIR NEW ZEALAND

--

Fanshawe Street 185 1010 Auckland

Telefon: +64 93573000

Fax: -

E-mail: -