

## POXEL S.A.

ISIN: **FR0012432516**

WKN: -

## Overview

2024/08/09 17:35:26

Price  
0.604 EURDifference  -5.33% (-0.03)

## General attributes

ISIN FR0012432516

Symbol POXEL

Exchange Euronext Paris

Currency EUR

Sector Chemical / Pharmaceutical / Health

Security type Stock

Market cap (m) 31 EUR

Benchmark CAC 40 INDEX

## Market data

Bid (Bid size) 0.603 EUR (1,059)

Ask (Ask size) 0.61 EUR (850)

Open 0.62 EUR

High 0.636 EUR

Low 0.591 EUR

Close (prev. day) 0.638 EUR

VWAP 0.606418 EUR

Volume (pcs) 592,540

Trading volume 359,327.00

Number of trades 395

Last size 1

## Futures and Options

Related Futures -






Related Options -

5y



Information about previous performance does not guarantee future performance.  
Source: FactSet

## Recent research

on sector		on market	
Date		Headline	Download
2024/08/09		Equity Weekly	
2024/07/29		Aktienempfehlungen Österreich	
2024/07/24		Global Equity Ratings	
2024/07/24		Aktienempfehlungen Global	
2024/07/15		Aktienempfehlungen Global	

## Details

2024/08/09 17:35:26

## Price

0.604 EUR

Difference ▼ -5.33% (-0.03)

## General attributes

ISIN	FR0012432516
Symbol	POXEL
Exchange	Euronext Paris
Currency	EUR
Sector	Chemical / Pharmaceutical / Health
Security type	Stock
Market cap (m)	31 EUR
Benchmark	CAC 40 INDEX

## Market data

Bid (Bid size)	0.603 EUR (1,059)
Ask (Ask size)	0.61 EUR (850)
Open	0.62 EUR
High	0.636 EUR
Low	0.591 EUR
Close (prev. day)	0.638 EUR
VWAP	0.606418 EUR
Volume (pcs)	592,540
Trading volume	359,327.00
Number of trades	395
Last size	1

## Performance and Risk

	6m	1y	3y
Perf (%)	+24.66%	+4.50%	-89.69%
Perf (abs.)	+0.12	+0.03	-5.26
Beta	1.40	1.07	1.00
Volatility	77.39	100.93	75.65

5y



Information about previous performance does not guarantee future performance.  
Source: FactSet

## Price data

Ø price 5 days   Ø volume 5 days (pcs.)	0.619 EUR (742,870)
Ø price 30 days   Ø volume 30 days (pcs.)	0.535 EUR (346,352)
Ø price 100 days   Ø volume 100 days (pcs.)	0.590 EUR (329,537)
Ø price 250 days   Ø volume 250 days (pcs.)	0.506 EUR (235,841)
YTD High   date	0.898 EUR (2024/04/08)
YTD Low   date	0.364 EUR (2024/01/19)
52 Weeks High   date	0.950 EUR (2023/12/22)
52 Weeks Low   date	0.297 EUR (2023/12/14)

## All listings for POXEL S.A.

Exchange	Date	Time	Price	Trading volume (mio.)	Number of trades
Stuttgart	2024/08/09	17:08	0.571 EUR	0.00	11
Munich	2024/08/09	08:11	0.65 EUR	0.00	1
London Stock Exchange European Trade Reporting	2024/08/09	17:30	0.60 EUR	0.00	2
Frankfurt	2024/08/09	17:20	0.563 EUR	0.00	6
FINRA other OTC Issues	2024/	15:45	0.70 USD	0.00	1

	04/11					
Euronext Paris	2024/ 08/09	17:35	0.604	EUR	0.36	395
Berlin	2024/ 08/09	08:17	0.598	EUR	0.00	1

## Company profile

### Company Logo



### Contact Details

POXEL SA

--

----

Telefon: -

Fax: -

E-mail: -

### Company Profile

-

### Board of directors

Mohammed Khoso Baluch Chairman of Supervisory Board

Pascale Boissel Member of Supervisory Board

Richard Kender Member of Supervisory Board