

## FUGRO N.V.

ISIN: NL00150003E1

WKN: 924174

## Overview

2024/07/16 15:33:19

Price  
23.58 EURDifference  0.08% (0.02)

## General attributes

ISIN	NL00150003E1
Symbol	FUR
Exchange	Stuttgart
Currency	EUR
Sector	Chemical / Pharmaceutical / Health
Security type	Stock
Market cap (m)	2,736 EUR
Benchmark	AMSTERDAM EXCHANGES INDEX

## Market data

Bid (Bid size)	23.50 EUR (2,000)
Ask (Ask size)	24.20 EUR (150)
Open	23.36 EUR
High	23.62 EUR
Low	23.36 EUR
Close (prev. day)	23.56 EUR
VWAP	-
Volume (pcs)	0
Trading volume	0.00
Number of trades	4
Last size	0




## Futures and Options

Related Futures	15
Related Options	-



Information about previous performance does not guarantee future performance.  
Source: FactSet

## Recent research

on sector		on market	
Date		Headline	Download
2024/07/15		Aktienempfehlungen Global	
2024/07/12		Global Equity Ratings	
2024/07/09		Aktienempfehlungen Österreich	
2024/06/24		Aktienempfehlungen Österreich	
2024/06/21		Global Equity Ratings	

## Details

2024/07/16 15:33:19

## Price

23.58 EUR

Difference ▲ 0.08% (0.02)

## General attributes

ISIN	NL00150003E1
Symbol	FUR
Exchange	Stuttgart
Currency	EUR
Sector	Chemical / Pharmaceutical / Health
Security type	Stock
Market cap (m)	2,736 EUR
Benchmark	AMSTERDAM EXCHANGES INDEX

## Market data

Bid (Bid size)	23.50 EUR (2,000)
Ask (Ask size)	24.20 EUR (150)
Open	23.36 EUR
High	23.62 EUR
Low	23.36 EUR
Close (prev. day)	23.56 EUR
VWAP	-
Volume (pcs)	0
Trading volume	0.00
Number of trades	4
Last size	0

## Performance and Risk

	6m	1y	3y
Perf (%)	+43.13%	+59.30%	+201.66%
Perf (abs.)	+7.10	+8.77	+15.75
Beta	0.80	0.79	0.77
Volatility	32.20	29.88	39.82



Information about previous performance does not guarantee future performance.  
Source: FactSet

## Price data

Ø price 5 days   Ø volume 5 days (pcs.)	22.91 EUR (0)
Ø price 30 days   Ø volume 30 days (pcs.)	22.84 EUR (5)
Ø price 100 days   Ø volume 100 days (pcs.)	22.50 EUR (8)
Ø price 250 days   Ø volume 250 days (pcs.)	18.47 EUR (21)
YTD High   date	24.64 EUR (2024/05/30)
YTD Low   date	15.80 EUR (2024/02/14)
52 Weeks High   date	24.64 EUR (2024/05/30)
52 Weeks Low   date	13.52 EUR (2023/10/05)

## Arbitrage views

Exchange <span>⊕</span>	Date	Time	Price	Trading volume (mio.)	Number of trades
Tradegate	2024/07/16	20:43	24.18 EUR	0.01	7
Stuttgart	2024/07/16	15:33	23.58 EUR	0.00	4
Munich	2024/07/16	08:29	23.48 EUR	0.00	1
London Stock Exchange	2024/06/04	13:09	23.8488 EUR	0.02	1
Frankfurt	2024/	08:03	23.54 EUR	0.00	1

	07/16				
FINRA other OTC Issues	2024/ 06/14	19:18	22.55 USD	0.01	2
Euronext Milan MTF Trading After Hours	-	-	-	0.00	-
Euronext Amsterdam	2024/ 07/16	17:35	24.10 EUR	5.13	1,043
Duesseldorf	2024/ 07/16	08:11	23.32 EUR	0.00	1
Berlin	2024/ 07/16	20:40	24.12 EUR	0.00	16

## Company profile

### Company Logo



### Contact Details

FUGRO NV

--

Veurse Achterweg 10 2264 SG  
Leidschendam

Telefon: +31 70 311 1422

Fax: -

E-mail: -

### Company Profile

-

#### Members of Management Board

Mark Heine    Chairman of Managing Board

Barbara Geelen    Member of Executive Committee

#### Board of directors

Sjoerd Steven Vollebregt    Chairman of Supervisory Board

Anja H. Montijn-Groenewoud    Member of Supervisory Board

Antonio Jose Campo Mejia    Member of Supervisory Board

Essimari Kairisto    Member of Supervisory Board

Marcus Johannes de Jong    Member of Supervisory Board

Rohinton Mobed    Member of Supervisory Board