

## SNAP-ON INC.

ISIN: US8330341012

WKN: 833034101

## Overview

2024/06/21 21:53:03

Price

248.50 EUR

Difference  -0.64% (-1.60)

## General attributes

ISIN	US8330341012
Symbol	SNA
Exchange	Stuttgart
Currency	EUR
Sector	Other
Security type	Stock
Market cap (m)	13,135 EUR
Benchmark	S&P 500

## Market data

Bid (Bid size)	- (0)
Ask (Ask size)	- (0)
Open	249.60 EUR
High	250.20 EUR
Low	246.90 EUR
Close (prev. day)	250.10 EUR
VWAP	-
Volume (pcs)	15
Trading volume	3,741.00
Number of trades	7
Last size	0

## Futures and Options

Related Futures	-
Related Options	-

250.00

200.00

150.00

100.00

2020

2021

2022

2023

2024









5y



Information about previous performance does not guarantee future performance.

Source: FactSet

## Recent research

on sector		on market	
Date		Headline	Download
2024/06/21		Equity Weekly	
2024/06/21		Global Equity Ratings	
2024/06/21		Aktienempfehlungen Global	
2024/06/14		Equity Weekly	
2024/06/14		Global Equity Ratings	

## Details

2024/06/21 21:53:03

## Price

248.50 EUR

Difference 📉 -0.64% (-1.60)

## General attributes

ISIN	US8330341012
Symbol	SNA
Exchange	Stuttgart
Currency	EUR
Sector	Other
Security type	Stock
Market cap (m)	13,135 EUR
Benchmark	S&P 500

## Market data

Bid (Bid size)	- (0)
Ask (Ask size)	- (0)
Open	249.60 EUR
High	250.20 EUR
Low	246.90 EUR
Close (prev. day)	250.10 EUR
VWAP	-
Volume (pcs)	15
Trading volume	3,741.00
Number of trades	7
Last size	0

## Performance and Risk

	6m	1y	3y
Perf (%)	-4.42%	+0.00%	+34.69%
Perf (abs.)	-11.50	+0.00	+64.00
Beta	0.77	0.82	0.81
Volatility	27.69	24.03	26.31

5y



Information about previous performance does not guarantee future performance.  
Source: FactSet

## Price data

Ø price 5 days   Ø volume 5 days (pcs.)	248.70 EUR (3)
Ø price 30 days   Ø volume 30 days (pcs.)	249.46 EUR (8)
Ø price 100 days   Ø volume 100 days (pcs.)	256.96 EUR (9)
Ø price 250 days   Ø volume 250 days (pcs.)	252.97 EUR (5)
YTD High   date	275.10 EUR (2024/04/10)
YTD Low   date	240.00 EUR (2024/02/09)
52 Weeks High   date	275.10 EUR (2024/04/10)
52 Weeks Low   date	234.50 EUR (2023/10/25)

## Arbitrage views

Exchange <span>📍</span>	Date	Time	Price	Trading volume (mio.)	Number of trades
Tradegate	2024/06/21	22:26	249.40 EUR	0.00	3
Stuttgart	2024/06/21	21:53	248.50 EUR	0.00	7
NYSE	2024/06/21	22:00	266.75 USD	240.86	11,715
Munich	2024/06/21	08:04	250.10 EUR	0.00	1
London Stock	2024/06/21	15:30	267.21 USD	0.06	1

Exchange	13						
Hanover	2024/06/21	08:01	249.60	EUR	0.00		1
Frankfurt	2024/06/21	08:02	249.60	EUR	0.00		1
Duesseldorf	2024/06/21	08:10	249.50	EUR	0.00		3
Berlin	2024/06/21	20:21	247.90	EUR	0.00		18

## Company profile

### Company Logo



### Contact Details

SNAP-ON INC.

--

2801 80th Street - 53143 Kenosha

Telefon: +1-262-656-5200

Fax: +

E-mail: -

### Company Profile

-

### Members of Management Board

David Adams Member of Board of Directors

Donald Stebbins Member of Board of Directors

Gregg Sherrill Member of Board of Directors

Henry Kneoppel Member of Board of Directors

James Holden Member of Board of Directors

Karen Daniel Member of Board of Directors

Nathan Jones Member of Board of Directors

Ruth Ann Gillis Member of Board of Directors

William Lehman Member of Board of Directors

Nicholas T. Pinchuk Chairman of Managing Board

Aldo J. Pagliari Member of Executive Committee

Anup R. Banerjee Member of Executive Committee

June C. Lemerand Member of Executive Committee

Samuel E. Bottum Member of Executive Committee