

CENTURY LITHIUM CORP.

ISIN: CA1566151066 WKN: -

Overview

2024/07/26 08:08:04

Price

0.1825 EUR

Difference  -3.44% (-0.01)

General attributes

ISIN	CA1566151066
Symbol	LCE
Exchange	Berlin
Currency	EUR
Sector	Energy / Commodities
Security type	Stock
Market cap (m)	28 EUR
Benchmark	S&P/TSX 60 INDEX

Market data

Bid (Bid size)	0.1805 EUR (9,000)
Ask (Ask size)	0.196 EUR (8,000)
Open	0.1825 EUR
High	0.1825 EUR
Low	0.1825 EUR
Close (prev. day)	0.189 EUR
VWAP	-
Volume (pcs)	0
Trading volume	0.00
Number of trades	3
Last size	0

Futures and Options

Related Futures	-
Related Options	-




5y



Information about previous performance does not guarantee future performance.

Source: FactSet

Recent research

on sector		
Date	Headline	Download
2024/07/26	 Equity Weekly	
2024/07/24	 Global Equity Ratings	
2024/07/24	 Aktienempfehlungen Global	
2024/07/15	 Aktienempfehlungen Global	
2024/07/12	 Equity Weekly	

Details

2024/07/26 08:08:04

Price

0.1825 EUR

Difference  -3.44% (-0.01)

General attributes

ISIN	CA1566151066
Symbol	LCE
Exchange	Berlin
Currency	EUR
Sector	Energy / Commodities
Security type	Stock
Market cap (m)	28 EUR
Benchmark	S&P/TSX 60 INDEX

Market data

Bid (Bid size)	0.1805 EUR (9,000)
Ask (Ask size)	0.196 EUR (8,000)
Open	0.1825 EUR
High	0.1825 EUR
Low	0.1825 EUR
Close (prev. day)	0.189 EUR
VWAP	-
Volume (pcs)	0
Trading volume	0.00
Number of trades	3
Last size	0

Performance and Risk

	6m	1y	3y
Perf (%)	-33.88%	-69.33%	-75.27%
Perf (abs.)	-0.09	-0.41	-0.56
Beta	0.36	0.34	1.36
Volatility	103.24	82.03	73.55

5y



Information about previous performance does not guarantee future performance.
Source: FactSet

Price data

Ø price 5 days Ø volume 5 days (pcs.)	0.1874 EUR (0)
Ø price 30 days Ø volume 30 days (pcs.)	0.2044 EUR (100)
Ø price 100 days Ø volume 100 days (pcs.)	0.3289 EUR (30)
Ø price 250 days Ø volume 250 days (pcs.)	0.3729 EUR (41)
YTD High date	0.6020 EUR (2024/04/09)
YTD Low date	0.1735 EUR (2024/07/12)
52 Weeks High date	0.6020 EUR (2024/04/09)
52 Weeks Low date	0.1735 EUR (2024/07/12)

All listings for CENTURY LITHIUM CORP.

Exchange 	Date	Time	Price	Trading volume (mio.)	Number of trades
Tradegate	2024/07/26	22:26	0.19 EUR	0.00	1
TSX Venture Exchange	2024/07/26	21:59	0.28 CAD	0.03	17
Stuttgart	2024/07/26	14:44	0.1875 EUR	0.00	5
Munich	2024/07/26	08:00	0.1825 EUR	0.00	2
Frankfurt	2024/07/26	08:05	0.1825 EUR	0.00	2

	26						
FINRA other OTC Issues	2024/07/ 26	21:38	0.2054	USD	0.01		21
Berlin	2024/07/ 26	08:08	0.1825	EUR	0.00		3

Company profile

Company Logo

Contact Details

CENTURY LITHIUM

--

Telefon: -

Fax: -

E-mail: -

Company Profile

-