

## CENTURY LITHIUM CORP.

ISIN: CA1566151066 WKN: -

## Overview

2024/07/26 08:08:04

Price  
0.1825 EURDifference  -3.44% (-0.01)

## General attributes

ISIN	CA1566151066
Symbol	LCE
Exchange	Berlin
Currency	EUR
Sector	Energy / Commodities
Security type	Stock
Market cap (m)	28 EUR
Benchmark	S&P/TSX 60 INDEX

## Market data

Bid (Bid size)	0.1805 EUR (9,000)
Ask (Ask size)	0.196 EUR (8,000)
Open	0.1825 EUR
High	0.1825 EUR
Low	0.1825 EUR
Close (prev. day)	0.189 EUR
VWAP	-
Volume (pcs)	0
Trading volume	0.00
Number of trades	3
Last size	0

## Futures and Options










Related Futures	-
Related Options	-

5y



Information about previous performance does not guarantee future performance.  
Source: FactSet

## Recent research

on sector			
Date		Headline	Download
2024/07/26		Equity Weekly	
2024/07/24		Global Equity Ratings	
2024/07/24		Aktienempfehlungen Global	
2024/07/15		Aktienempfehlungen Global	
2024/07/12		Equity Weekly	

## Details

2024/07/26 08:08:04

## Price

0.1825 EUR

Difference  -3.44% (-0.01)

## General attributes

ISIN	CA1566151066
Symbol	LCE
Exchange	Berlin
Currency	EUR
Sector	Energy / Commodities
Security type	Stock
Market cap (m)	28 EUR
Benchmark	S&P/TSX 60 INDEX

## Market data

Bid (Bid size)	0.1805 EUR (9,000)
Ask (Ask size)	0.196 EUR (8,000)
Open	0.1825 EUR
High	0.1825 EUR
Low	0.1825 EUR
Close (prev. day)	0.189 EUR
VWAP	-
Volume (pcs)	0
Trading volume	0.00
Number of trades	3
Last size	0

## Performance and Risk

	6m	1y	3y
Perf (%)	-33.88%	-69.33%	-75.27%
Perf (abs.)	-0.09	-0.41	-0.56
Beta	0.36	0.34	1.36
Volatility	103.24	82.03	73.55

5y



Information about previous performance does not guarantee future performance.  
Source: FactSet

## Price data

Ø price 5 days   Ø volume 5 days (pcs.)	0.1874 EUR (0)
Ø price 30 days   Ø volume 30 days (pcs.)	0.2044 EUR (100)
Ø price 100 days   Ø volume 100 days (pcs.)	0.3289 EUR (30)
Ø price 250 days   Ø volume 250 days (pcs.)	0.3729 EUR (41)
YTD High   date	0.6020 EUR (2024/04/09)
YTD Low   date	0.1735 EUR (2024/07/12)
52 Weeks High   date	0.6020 EUR (2024/04/09)
52 Weeks Low   date	0.1735 EUR (2024/07/12)

## All listings for CENTURY LITHIUM CORP.

Exchange 	Date	Time	Price	Trading volume (mio.)	Number of trades
Tradegate	2024/07/26	22:26	0.19 EUR	0.00	1
TSX Venture Exchange	2024/07/26	21:59	0.28 CAD	0.03	17
Stuttgart	2024/07/26	14:44	0.1875 EUR	0.00	5
Munich	2024/07/26	08:00	0.1825 EUR	0.00	2
Frankfurt	2024/07/26	08:05	0.1825 EUR	0.00	2

	26						
FINRA other OTC Issues	2024/07/ 26	21:38	0.2054	USD	0.01		21
Berlin	2024/07/ 26	08:08	0.1825	EUR	0.00		3

## Company profile

### Company Logo

#### Contact Details

CENTURY LITHIUM

--

----

Telefon: -

Fax: -

E-mail: -

### Company Profile

-