

## POWER METALS CORP

ISIN: CA73929Q1072 WKN: -

## Overview

2024/07/26 21:50:57

Price  
0.1884 USDDifference  1.84% (0.00)

## General attributes

ISIN	CA73929Q1072
Symbol	PWM
Exchange	FINRA other OTC Issues
Currency	USD
Sector	Energy / Commodities
Security type	Stock
Market cap (m)	25 EUR
Benchmark	S&P/TSX 60 INDEX

## Market data

Bid (Bid size)	-
Ask (Ask size)	-
Open	0.1875 USD
High	0.1885 USD
Low	0.185 USD
Close (prev. day)	0.185 USD
VWAP	0.188203 USD
Volume (pcs)	34,270
Trading volume	6,449.56
Number of trades	10
Last size	1,000

## Futures and Options








Related Futures	-
Related Options	-

5y



Information about previous performance does not guarantee future performance.  
Source: FactSet

## Recent research

on sector	Date	Headline	Download
	2024/07/26	 Equity Weekly	
	2024/07/24	 Global Equity Ratings	
	2024/07/24	 Aktienempfehlungen Global	
	2024/07/15	 Aktienempfehlungen Global	
	2024/07/12	 Equity Weekly	

## Details

2024/07/26 21:50:57

**Price**  
0.1884 USD

**Difference** ▲ 1.84% (0.00)

## General attributes

ISIN	CA73929Q1072
Symbol	PWM
Exchange	FINRA other OTC Issues
Currency	USD
Sector	Energy / Commodities
Security type	Stock
Market cap (m)	25 EUR
Benchmark	S&P/TSX 60 INDEX

## Market data

Bid (Bid size)	-
Ask (Ask size)	-
Open	0.1875 USD
High	0.1885 USD
Low	0.185 USD
Close (prev. day)	0.185 USD
VWAP	0.188203 USD
Volume (pcs)	34,270
Trading volume	6,449.56
Number of trades	10
Last size	1,000

## Performance and Risk

	6m	1y	3y
Perf (%)	+8.28%	-34.13%	+27.13%
Perf (abs.)	+0.01	-0.10	+0.04
Beta	1.09	0.93	0.96
Volatility	92.06	78.89	82.17

5y



Information about previous performance does not guarantee future performance.  
Source: FactSet

## Price data

Ø price 5 days   Ø volume 5 days (pcs.)	0.1917 USD (193,789)
Ø price 30 days   Ø volume 30 days (pcs.)	0.1965 USD (117,680)
Ø price 100 days   Ø volume 100 days (pcs.)	0.2228 USD (187,654)
Ø price 250 days   Ø volume 250 days (pcs.)	0.2222 USD (158,066)
YTD High   date	0.3620 USD (2024/04/03)
YTD Low   date	0.1484 USD (2024/02/05)
52 Weeks High   date	0.3620 USD (2024/04/03)
52 Weeks Low   date	0.1484 USD (2024/02/05)

## All listings for POWER METALS CORP

Exchange <span>⊕</span>	Date	Time	Price	Trading volume (mio.)	Number of trades
Tradegate	2024/07/26	22:26	0.176 EUR	0.00	1
TSX Venture Exchange	2024/07/26	21:59	0.255 CAD	0.01	10
Stuttgart	2024/07/26	14:44	0.1655 EUR	0.00	4
Munich	2024/07/26	08:00	0.1655 EUR	0.00	2
Frankfurt	2024/07/26	15:29	0.1655 EUR	0.01	2

	26						
FINRA other OTC Issues	2024/07/ 26	21:50	0.1884	USD	0.01		10
Duesseldorf	2024/07/ 26	19:32	0.165	EUR	0.00		6
Berlin	2024/07/ 26	20:22	0.1725	EUR	0.00		13

## Company profile

### Company Logo



### Company Profile

-

### Contact Details

POWER METALS

--

----

Telefon: -

Fax: -

E-mail: -