

MTU AERO ENGINES AG

ISIN: **DE000A0D9PT0** WKN: **A0D9PT**

Overview

2024/09/18 17:35:22

Price
270.30 EUR

Difference  0.22% (0.60)

General attributes

ISIN	DE000A0D9PT0
Symbol	MTX
Exchange	Xetra
Currency	EUR
Sector	Transport
Security type	Stock
Market cap (m)	14,534 EUR
Benchmark	GERMANY DAX

Market data

Bid (Bid size)	-
Ask (Ask size)	-
Open	269.20 EUR
High	273.40 EUR
Low	269.20 EUR
Close (prev. day)	269.70 EUR
VWAP	270.88722 EUR
Volume (pcs)	84,130
Trading volume	22,789,741.80
Number of trades	2,012
Last size	49,202

Futures and Options




Related Futures	39
Related Options	-

5y



Information about previous performance does not guarantee future performance.
Source: FactSet

Recent research

on sector		on market	
Date		Headline	Download
2024/09/11		Global Equity Ratings	
2024/09/11		Aktienempfehlungen Global	
2024/09/09		Aktienempfehlungen Österreich	
2024/09/05		Global Equity Ratings	
2024/09/05		Aktienempfehlungen Global	

Details

2024/09/18 17:35:22

Price

270.30 EUR

Difference ▲ 0.22% (0.60)

General attributes

ISIN	DE000A0D9PT0
Symbol	MTX
Exchange	Xetra
Currency	EUR
Sector	Transport
Security type	Stock
Market cap (m)	14,534 EUR
Benchmark	GERMANY DAX

Market data

Bid (Bid size)	-
Ask (Ask size)	-
Open	269.20 EUR
High	273.40 EUR
Low	269.20 EUR
Close (prev. day)	269.70 EUR
VWAP	270.88722 EUR
Volume (pcs)	84,130
Trading volume	22,789,741.80
Number of trades	2,012
Last size	49,202

Performance and Risk

	6m	1y	3y
Perf (%)	+20.51%	+61.04%	+42.45%
Perf (abs.)	+46.00	+102.45	+80.55
Beta	-	-	-
Volatility	23.05	22.41	30.72

5y



Information about previous performance does not guarantee future performance.
Source: FactSet

Price data

Ø price 5 days Ø volume 5 days (pcs.)	274.20 EUR (95,095)
Ø price 30 days Ø volume 30 days (pcs.)	267.81 EUR (74,639)
Ø price 100 days Ø volume 100 days (pcs.)	247.46 EUR (109,107)
Ø price 250 days Ø volume 250 days (pcs.)	220.04 EUR (144,030)
YTD High date	279.90 EUR (2024/09/13)
YTD Low date	192.65 EUR (2024/01/04)
52 Weeks High date	279.90 EUR (2024/09/13)
52 Weeks Low date	158.20 EUR (2023/09/21)

Arbitrage views

Exchange ⊕	Date	Time	Price	Trading volume (mio.)	Number of trades
Xetra	2024/09/18	17:35	270.30 EUR	22.79	2,012
Vienna Stock Exchange	2024/09/18	17:32	270.10 EUR	0.00	5
Tradegate	2024/09/18	22:26	270.30 EUR	0.43	58
Stuttgart	2024/09/18	21:50	270.00 EUR	0.02	162
Munich	2024/	17:26	270.55 EUR	0.00	3

	09/18					
London Stock Exchange European Trade Reporting	2024/ 09/18	17:30	270.85	EUR	0.00	2
Hanover	2024/ 09/18	21:39	271.10	EUR	0.00	2
Hamburg	2024/ 09/18	19:43	270.60	EUR	0.00	2
Frankfurt	2024/ 09/18	16:41	271.30	EUR	0.02	3
FINRA other OTC Issues	2024/ 09/18	21:32	311.38	USD	0.02	12
Euronext Milan MTF Trading After Hours	2024/ 07/15	20:08	259.40	EUR	0.02	4
Euronext Milan MTF Global Equity Market	2024/ 09/18	17:44	270.80	EUR	0.00	1
Duesseldorf	2024/ 09/18	19:32	269.60	EUR	0.00	5
Berlin	2024/ 09/18	21:52	270.30	EUR	0.00	18

Company profile

Company Logo



Contact Details

MTU AERO ENGINES AG

--

Dachauer Strasse 665 - 80995 München

Telefon: +49-89-1489-0

Fax: +49-89-1489-5500

E-mail: info@mtu.de

Company Profile

-

Members of Management Board

Lars Wagner	Chairman of Managing Board
Silke Maurer	Member of Executive Committee
Michael Schreyögg	Member of Executive Committee
Peter Kameritsch	Member of Executive Committee

Board of directors

Gordon Riske	Chairman of Supervisory Board
Christine Maria Bortenlänger	Member of Supervisory Board
Ing. Marc Haltrich	Member of Supervisory Board
Johannes Bussmann	Member of Supervisory Board
Marion Weissenberger-Eibl	Member of Supervisory Board
Rainer Martens	Member of Supervisory Board
Anita Heimerl	Member of Supervisory Board
Claudia Sowa-Frank	Member of Supervisory Board
Daniele Frijia	Member of Supervisory Board
Josef Mailer	Member of Supervisory Board
Kai Eisenblätter	Member of Supervisory Board
Ute Wolf	Member of Supervisory Board