

YAMATO HOLDINGS CORP LTD.

ISIN: JP3940000007 WKN: 9064

Overview

2024/05/15 18:39:01

Price
10.9950 USDDifference  -35.96% (-6.18)

General attributes

ISIN	JP3940000007
Symbol	9064
Exchange	FINRA other OTC Issues
Currency	USD
Sector	Other
Security type	Stock
Market cap (m)	3,666 EUR
Benchmark	NIKKEI 225

Market data

Bid (Bid size)	-
Ask (Ask size)	-
Open	10.9950 USD
High	10.9950 USD
Low	10.9950 USD
Close (prev. day)	17.17 USD
VWAP	11.53 USD
Volume (pcs)	5,600
Trading volume	61,571.80
Number of trades	2
Last size	2,800











Futures and Options

Related Futures	-
Related Options	-



Information about previous performance does not guarantee future performance.
Source: FactSet

Recent research

on sector		on market	
Date		Headline	Download
2024/07/26		Equity Weekly	
2024/07/24		Global Equity Ratings	
2024/07/24		Aktienempfehlungen Global	
2024/07/15		Aktienempfehlungen Global	
2024/07/12		Global Equity Ratings	

Details

2024/05/15 18:39:01

Price

10.9950 USD

Difference ▼ -35.96% (-6.18)

General attributes

ISIN	JP3940000007
Symbol	9064
Exchange	FINRA other OTC Issues
Currency	USD
Sector	Other
Security type	Stock
Market cap (m)	3,666 EUR
Benchmark	NIKKEI 225

Market data

Bid (Bid size)	-
Ask (Ask size)	-
Open	10.9950 USD
High	10.9950 USD
Low	10.9950 USD
Close (prev. day)	17.17 USD
VWAP	11.53 USD
Volume (pcs)	5,600
Trading volume	61,571.80
Number of trades	2
Last size	2,800

Performance and Risk

	6m	1y	3y
Perf (%)	-	-	-
Perf (abs.)	-	-	-
Beta	0.37	0.47	0.56
Volatility	-	17.25	29.21



5y

Information about previous performance does not guarantee future performance.
Source: FactSet

Price data

Ø price 5 days Ø volume 5 days (pcs.)	- USD (-)
Ø price 30 days Ø volume 30 days (pcs.)	- USD (138)
Ø price 100 days Ø volume 100 days (pcs.)	10.9950 USD (262)
Ø price 250 days Ø volume 250 days (pcs.)	15.7986 USD (157)
YTD High date	17.1700 USD (2024/02/05)
YTD Low date	10.9950 USD (2024/05/15)
52 Weeks High date	17.7980 USD (2023/08/23)
52 Weeks Low date	10.9950 USD (2024/05/15)

All listings for YAMATO HOLDINGS CORP LTD.

Exchange	Date	Time	Price	Trading volume (mio.)	Number of trades
Tokyo Stock Exchange	2024/07/26	08:00	1,785.00 JPY	27.90	2,864
Stuttgart	2021/09/30	08:25	21.40 EUR	0.00	1
FINRA other OTC Issues	2024/05/15	18:39	10.9950 USD	0.06	2

Company profile

Company Logo



Contact Details

YAMATO HOLDINGS CO. LTD.

--

2-16-10 Ginza, Chuo-Ku - 104-8125 Tokyo

Telefon: +81-3-3541-4141

Fax: +

E-mail: -

Company Profile

-

Members of Management Board

Atsushi Kashimoto Member of Executive Committee

Shinji Makiura Member of Executive Committee

Tomoki Otani Member of Executive Committee

Toshizo Kurisu Member of Executive Committee

Yasuharu Kosuge Member of Executive Committee

Yutaka Nagao Member of Executive Committee

Board of directors

Chuan Li Yin Member of Supervisory Board

Kenichi Shibasaki Member of Supervisory Board

Mariko Tokuno Member of Supervisory Board

Noriyuki Kuga Member of Supervisory Board

Shiro Sugata Member of Supervisory Board

Taiji Kosuge Member of Supervisory Board

Toshizo Kurisu Member of Supervisory Board

Yasuharu Kosuge Member of Supervisory Board

Yoichi Kobayashi Member of Supervisory Board