


# ESSILORLUXOTTICA

ISIN: **FR0000121667** WKN: **12166**

## Overview

|                     |   |
|---------------------|---|
| 2019/06/13 17:30:43 |   |
| <b>Price</b>        | 117.00 CHF  |
| <b>Difference</b>   |  -9.72% (-12.60) |

5y










| General attributes |                                    |
|--------------------|------------------------------------|
| ISIN               | FR0000121667                       |
| Symbol             | EL                                 |
| Exchange           | SIX Swiss Exchange                 |
| Currency           | CHF                                |
| Sector             | Chemical / Pharmaceutical / Health |
| Security type      | Stock                              |
| Market cap (m)     | 87,778 EUR                         |
| Benchmark          | CAC 40 INDEX                       |

| Market data       |                  |
|-------------------|------------------|
| Bid (Bid size)    | 117.00 CHF (9)   |
| Ask (Ask size)    | 128.95 CHF (130) |
| Open              | 117.00 CHF       |
| High              | 117.00 CHF       |
| Low               | 117.00 CHF       |
| Close (prev. day) | 129.60 CHF       |
| VWAP              | 175.44 CHF       |
| Volume (pcs)      | 35               |
| Trading volume    | 4,095.00         |
| Number of trades  | 3                |
| Last size         | -                |

| Futures and Options |    |
|---------------------|----|
| Related Futures     | 54 |
| Related Options     | -  |

Information about previous performance does not guarantee future performance.  
Source: FactSet

### Recent research

| on sector  |   | on market                     |   |
|------------|---|-------------------------------|---|
| Date       |   | Headline                      | Download  |
| 2024/07/15 |  | Aktienempfehlungen Global     |  |
| 2024/07/12 |  | Global Equity Ratings         |  |
| 2024/07/09 |  | Aktienempfehlungen Österreich |  |
| 2024/06/24 |  | Aktienempfehlungen Österreich |  |
| 2024/06/21 |  | Global Equity Ratings         |  |

## Details

2019/06/13 17:30:43

**Price**  
117.00 CHF

**Difference**  -9.72% (-12.60)

### General attributes

|                |                                    |
|----------------|------------------------------------|
| ISIN           | FR0000121667                       |
| Symbol         | EL                                 |
| Exchange       | SIX Swiss Exchange                 |
| Currency       | CHF                                |
| Sector         | Chemical / Pharmaceutical / Health |
| Security type  | Stock                              |
| Market cap (m) | 87,778 EUR                         |
| Benchmark      | CAC 40 INDEX                       |

### Market data

|                   |                  |
|-------------------|------------------|
| Bid (Bid size)    | 117.00 CHF (9)   |
| Ask (Ask size)    | 128.95 CHF (130) |
| Open              | 117.00 CHF       |
| High              | 117.00 CHF       |
| Low               | 117.00 CHF       |
| Close (prev. day) | 129.60 CHF       |
| VWAP              | 175.44 CHF       |
| Volume (pcs)      | 35               |
| Trading volume    | 4,095.00         |
| Number of trades  | 3                |
| Last size         | -                |

### Performance and Risk

|             | 6m   | 1y   | 3y   |
|-------------|------|------|------|
| Perf (%)    | -    | -    | -    |
| Perf (abs.) | -    | -    | -    |
| Beta        | 0.89 | 0.94 | 1.03 |
| Volatility  | -    | -    | -    |

5y



Information about previous performance does not guarantee future performance.  
Source: FactSet

### Price data

|   |               |
|---|---------------|
| Ø price 5 days   Ø volume 5 days (pcs.)     | - CHF (-)     |
| Ø price 30 days   Ø volume 30 days (pcs.)   | - CHF (-)     |
| Ø price 100 days   Ø volume 100 days (pcs.) | - CHF (705)   |
| Ø price 250 days   Ø volume 250 days (pcs.) | - CHF (1,326) |
| YTD High   date                             | - CHF (-)     |
| YTD Low   date                              | - CHF (-)     |
| 52 Weeks High   date                        | - CHF (-)     |
| 52 Weeks Low   date                         | - CHF (-)     |

### Arbitrage views

| Exchange  | Date       | Time  | Price      | Trading volume (mio.) | Number of trades |
|--|------------|-------|------------|-----------------------|------------------|
| Xetra  | 2024/07/18 | 17:35 | 191.55 EUR | 0.23                  | 22               |
| Vienna Stock Exchange  | 2024/07/18 | 15:30 | 198.40 EUR | 0.01                  | 5                |
| Tradegate  | 2024/07/18 | 22:26 | 194.20 EUR | 0.76                  | 161              |
| Stuttgart  | 2024/07/18 | 21:10 | 194.30 EUR | 0.03                  | 16               |

|   |                |       |             |        |        |
|---|----------------|-------|-------------|--------|--------|
| SIX Swiss Exchange                                | 2019/<br>06/13 | 17:30 | 117.00 CHF  | 0.00   | 3      |
| Munich  | 2024/<br>07/18 | 08:11 | 191.30 EUR  | 0.00   | 2      |
| London Stock Exchange<br>European Trade Reporting | 2024/<br>07/18 | 17:30 | 194.175 EUR | 0.03   | 8      |
| Hanover   | 2024/<br>07/18 | 21:01 | 194.70 EUR  | 0.01   | 2      |
| Hamburg   | 2024/<br>07/18 | 08:00 | 189.90 EUR  | 0.00   | 3      |
| Frankfurt   | 2024/<br>07/18 | 19:40 | 193.00 EUR  | 0.07   | 10     |
| FINRA other OTC Issues                            | 2024/<br>07/18 | 21:59 | 210.00 USD  | 0.35   | 55     |
| Euronext Paris                                    | 2024/<br>07/18 | 17:36 | 192.70 EUR  | 234.92 | 17,415 |
| Euronext Milan MTF Trading<br>After Hours         | 2024/<br>07/18 | 20:22 | 202.00 EUR  | 0.02   | 7      |
| Euronext Milan MTF Global<br>Equity Market        | 2024/<br>07/18 | 17:44 | 192.80 EUR  | 1.95   | 280    |
| Duesseldorf                                       | 2024/<br>07/18 | 19:31 | 193.30 EUR  | 0.00   | 7      |
| Berlin  | 2024/<br>07/18 | 08:08 | 190.70 EUR  | 0.00   | 3      |

## Company profile

### Company Logo



### Contact Details

ESSILORLUXOTTICA SA

--

147, rue de Paris - 94220 Charenton-le-Pont

Telefon: +33-1-49-77-42-24

Fax: +33-1-49-77-44-20

E-mail: [contact@essilorluxottica.com](mailto:contact@essilorluxottica.com)

### Company Profile

-

#### Members of Management Board

|                   |                               |
|-------------------|-------------------------------|
| Francesco Milleri | Chairman of Managing Board    |
| Paul du Saillant  | Member of Executive Committee |

#### Board of directors

|                                 |                             |
|---------------------------------|-----------------------------|
| Cristina Scocchia               | Member of Supervisory Board |
| Nathalie von Siemens            | Member of Supervisory Board |
| Swati Ajay Piramal              | Member of Supervisory Board |
| Andrea Zappia                   | Member of Supervisory Board |
| Jean-Luc Biamonti               | Member of Supervisory Board |
| José Gonzalo                    | Member of Supervisory Board |
| Margot Bard                     | Member of Supervisory Board |
| Marie-Christine Coisne-Roquette | Member of Supervisory Board |
| Mario Notari                    | Member of Supervisory Board |
| Paul du Saillant                | Member of Supervisory Board |
| Romolo Bardin                   | Member of Supervisory Board |
| Sebastien Brown                 | Member of Supervisory Board |
| Virginie Mercier Pitre          | Member of Supervisory Board |