

NEW HOPE CORP LTD.

ISIN: AU000000NHC7 WKN: NHC

Overview

2024/09/17 19:30:41

Price
2.583 EURDifference  0.39% (0.01)

General attributes

ISIN	AU000000NHC7
Symbol	NHC
Exchange	Duesseldorf
Currency	EUR
Sector	Energy / Commodities
Security type	Stock
Market cap (m)	2,215 EUR
Benchmark	ASX ALL ORDINARIES INDEX

Market data

Bid (Bid size)	-
Ask (Ask size)	-
Open	2.612 EUR
High	2.623 EUR
Low	2.583 EUR
Close (prev. day)	2.573 EUR
VWAP	-
Volume (pcs)	0
Trading volume	0.00
Number of trades	7
Last size	0

Futures and Options










Related Futures	-
Related Options	632

5y



Information about previous performance does not guarantee future performance.
Source: FactSet

Recent research

on sector			
Date		Headline	Download
2024/09/11		Global Equity Ratings	
2024/09/11		Aktienempfehlungen Global	
2024/09/09		Aktienempfehlungen Österreich	
2024/09/06		Equity Weekly	
2024/09/05		Global Equity Ratings	

Details

2024/09/17 19:30:41

Price

2.583 EUR

 Difference ▲ 0.39% (0.01)

General attributes

ISIN	AU000000NHC7
Symbol	NHC
Exchange	Duesseldorf
Currency	EUR
Sector	Energy / Commodities
Security type	Stock
Market cap (m)	2,215 EUR
Benchmark	ASX ALL ORDINARIES INDEX

Market data

Bid (Bid size)	-
Ask (Ask size)	-
Open	2.612 EUR
High	2.623 EUR
Low	2.583 EUR
Close (prev. day)	2.573 EUR
VWAP	-
Volume (pcs)	0
Trading volume	0.00
Number of trades	7
Last size	0

Performance and Risk

	6m	1y	3y
Perf (%)	-5.35%	-29.60%	+98.69%
Perf (abs.)	-0.15	-1.09	+1.28
Beta	-	-	-
Volatility	35.05	34.28	51.01

5y



Information about previous performance does not guarantee future performance.

Source: FactSet

Price data

Ø price 5 days Ø volume 5 days (pcs.)	2.573 EUR (0)
Ø price 30 days Ø volume 30 days (pcs.)	2.761 EUR (0)
Ø price 100 days Ø volume 100 days (pcs.)	2.884 EUR (1)
Ø price 250 days Ø volume 250 days (pcs.)	3.021 EUR (30)
YTD High date	3.291 EUR (2024/01/15)
YTD Low date	2.493 EUR (2024/09/06)
52 Weeks High date	3.856 EUR (2023/10/18)
52 Weeks Low date	2.493 EUR (2024/09/06)

Arbitrage views

Exchange	Date	Time	Price	Trading volume (mio.)	Number of trades
Tradegate	2024/09/17	22:26	2.618 EUR	0.00	1
Stuttgart	2024/09/17	11:00	2.621 EUR	0.00	4
Munich	2024/09/17	08:03	2.612 EUR	0.00	2
Frankfurt	2024/09/17	08:20	2.588 EUR	0.00	2
FINRA other OTC	2024/09/17	15:44	3.10 USD	0.00	3

Issues	17					
Duesseldorf	2024/09/ 17	19:30	2.583	EUR	0.00	7
Berlin	2024/09/ 17	21:46	2.615	EUR	0.00	11
Australian Securities Exchange	2024/09/ 17	08:10	4.32	AUD	15.66	4,890

Company profile

Company Logo

Contact Details

NEW HOPE CORPORATION

--

Magnolia Drive 3/22 4300 Brookwater, QLD

Telefon: +61 7 3418 0500

Fax: +61 7 3418 0355

E-mail: -

Company Profile

-