

MARUI GROUP CORP LTD.

ISIN: JP3870400003 WKN: 8252

Overview

2024/09/18 19:30:59

Price

15.60 EUR

Difference  -0.64% (-0.10)

General attributes

ISIN	JP3870400003
Symbol	8252
Exchange	Duesseldorf
Currency	EUR
Sector	Commerce
Security type	Stock
Market cap (m)	3,285 EUR
Benchmark	NIKKEI 225

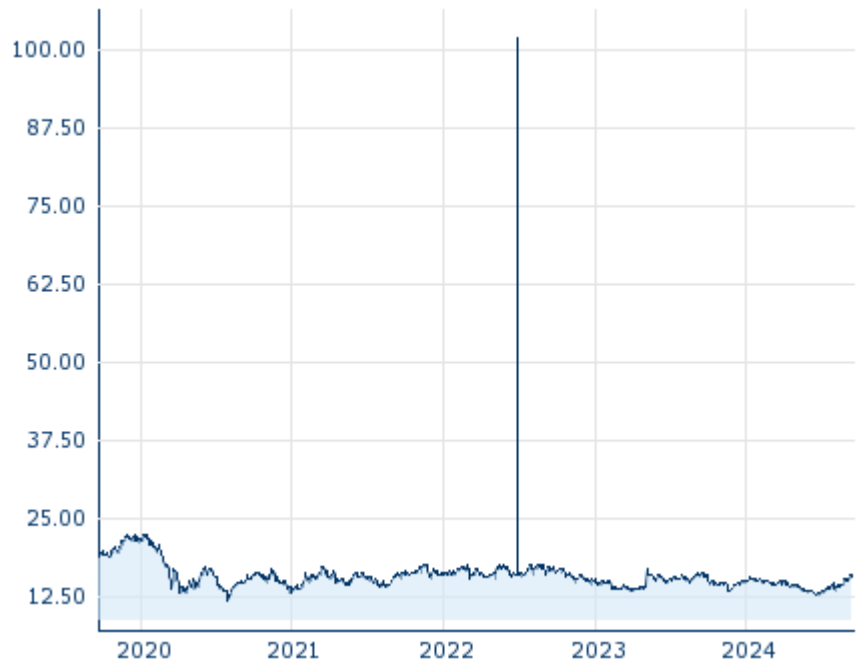
Market data

Bid (Bid size)	15.60 EUR (500)
Ask (Ask size)	16.00 EUR (500)
Open	15.60 EUR
High	15.60 EUR
Low	15.60 EUR
Close (prev. day)	15.70 EUR
VWAP	-
Volume (pcs)	0
Trading volume	0.00
Number of trades	5
Last size	0

Futures and Options











Related Futures	-
Related Options	-

5y



Information about previous performance does not guarantee future performance.
Source: FactSet

Recent research

on sector		on market	
Date		Headline	Download
2024/09/11		Global Equity Ratings	
2024/09/11		Aktienempfehlungen Global	
2024/09/05		Global Equity Ratings	
2024/09/05		Aktienempfehlungen Global	
2024/08/12		Global Equity Ratings	

Details

2024/09/18 19:30:59

Price

15.60 EUR

Difference ▼ -0.64% (-0.10)

General attributes

ISIN	JP3870400003
Symbol	8252
Exchange	Duesseldorf
Currency	EUR
Sector	Commerce
Security type	Stock
Market cap (m)	3,285 EUR
Benchmark	NIKKEI 225

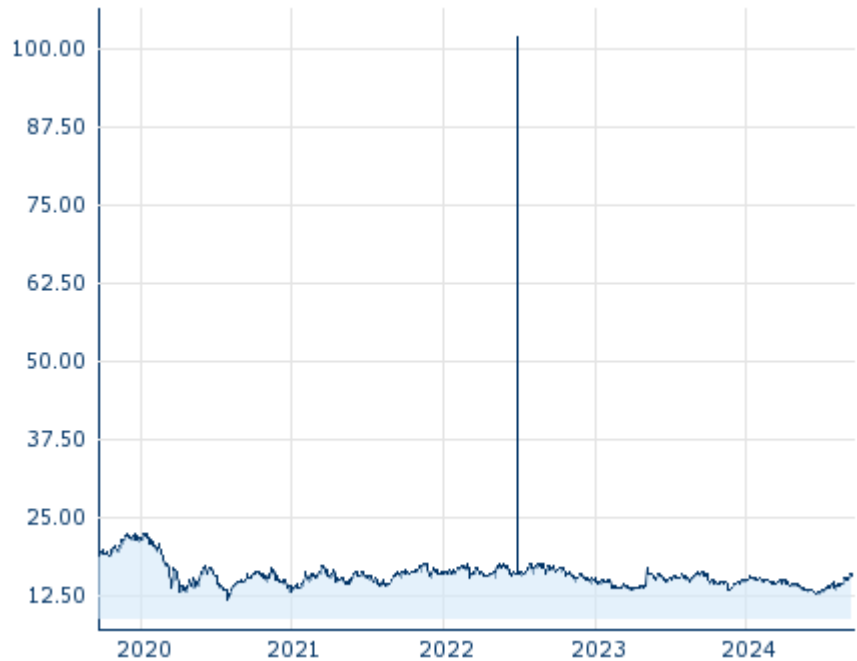
Market data

Bid (Bid size)	15.60 EUR (500)
Ask (Ask size)	16.00 EUR (500)
Open	15.60 EUR
High	15.60 EUR
Low	15.60 EUR
Close (prev. day)	15.70 EUR
VWAP	-
Volume (pcs)	0
Trading volume	0.00
Number of trades	5
Last size	0

Performance and Risk

	6m	1y	3y
Perf (%)	+6.08%	-4.27%	-1.88%
Perf (abs.)	+0.90	-0.70	-0.30
Beta	-	-	-
Volatility	24.56	23.25	153.13

5y



Information about previous performance does not guarantee future performance.
Source: FactSet

Price data

Ø price 5 days Ø volume 5 days (pcs.)	15.86 EUR (0)
Ø price 30 days Ø volume 30 days (pcs.)	14.98 EUR (0)
Ø price 100 days Ø volume 100 days (pcs.)	14.03 EUR (0)
Ø price 250 days Ø volume 250 days (pcs.)	14.48 EUR (0)
YTD High date	16.10 EUR (2024/09/11)
YTD Low date	12.90 EUR (2024/06/18)
52 Weeks High date	16.30 EUR (2023/09/18)
52 Weeks Low date	12.90 EUR (2024/06/18)

Arbitrage views

Exchange	Date	Time	Price	Trading volume (mio.)	Number of trades
Tradegate	2024/09/17	22:02	15.90 EUR	0.00	1
Tokyo Stock Exchange	2024/09/18	08:00	2,486.50 JPY	13.73	1,943
Stuttgart	2024/09/18	08:01	15.70 EUR	0.00	1
Frankfurt	2024/09/18	08:17	15.70 EUR	0.00	1
FINRA other OTC	2023/02/	19:15	15.41 USD	0.00	1

Issues	14					
Duesseldorf	2024/09/ 18	19:30	15.60 EUR	0.00		5

Company profile

Company Logo



Company Profile

-

Contact Details

MARUI

--

4-3-2, Nakano, Nakano-ku - 164-8701 Tokyo

Telefon: 03-3384-0101

Fax: 03-5343-6615

E-mail: -