

## IMDEX LTD.

ISIN: AU000000IMD5

WKN: IMD

## Overview

2024/09/13 19:30:39

Price  
1.28 EURDifference  -0.78% (-0.01)

## General attributes

ISIN	AU000000IMD5
Symbol	IMD
Exchange	Duesseldorf
Currency	EUR
Sector	Energy / Commodities
Security type	Stock
Market cap (m)	680 EUR
Benchmark	ASX ALL ORDINARIES INDEX

## Market data

Bid (Bid size)	-
Ask (Ask size)	-
Open	1.28 EUR
High	1.28 EUR
Low	1.28 EUR
Close (prev. day)	1.29 EUR
VWAP	-
Volume (pcs)	0
Trading volume	0.00
Number of trades	7
Last size	0

## Futures and Options










Related Futures	-
Related Options	-

5y



Information about previous performance does not guarantee future performance.  
Source: FactSet

## Recent research

on sector			
Date		Headline	Download
2024/09/11		Global Equity Ratings	
2024/09/11		Aktienempfehlungen Global	
2024/09/09		Aktienempfehlungen Österreich	
2024/09/06		Equity Weekly	
2024/09/05		Global Equity Ratings	

## Details

2024/09/13 19:30:39

### Price

1.28 EUR

 Difference ▼ -0.78% (-0.01)

### General attributes

ISIN	AU000000IMD5
Symbol	IMD
Exchange	Duesseldorf
Currency	EUR
Sector	Energy / Commodities
Security type	Stock
Market cap (m)	680 EUR
Benchmark	ASX ALL ORDINARIES INDEX

### Market data

Bid (Bid size)	-
Ask (Ask size)	-
Open	1.28 EUR
High	1.28 EUR
Low	1.28 EUR
Close (prev. day)	1.29 EUR
VWAP	-
Volume (pcs)	0
Trading volume	0.00
Number of trades	7
Last size	0

### Performance and Risk

	6m	1y	3y
Perf (%)	+0.79%	+42.22%	-7.12%
Perf (abs.)	+0.01	+0.38	-0.10
Beta	-	-	-
Volatility	37.89	42.79	43.32



Information about previous performance does not guarantee future performance.  
Source: FactSet

### Price data

Ø price 5 days   Ø volume 5 days (pcs.)	1.26 EUR (0)
Ø price 30 days   Ø volume 30 days (pcs.)	1.26 EUR (0)
Ø price 100 days   Ø volume 100 days (pcs.)	1.30 EUR (0)
Ø price 250 days   Ø volume 250 days (pcs.)	1.16 EUR (0)
YTD High   date	1.43 EUR (2024/04/04)
YTD Low   date	0.89 EUR (2024/02/14)
52 Weeks High   date	1.43 EUR (2024/04/04)
52 Weeks Low   date	0.81 EUR (2023/10/16)

### Arbitrage views

Exchange <input type="checkbox"/>	Date	Time	Price	Trading volume (mio.)	Number of trades
Stuttgart	2024/09/13	10:35	1.29 EUR	0.00	4
Frankfurt	2024/09/13	08:03	1.29 EUR	0.00	1
FINRA other OTC Issues	2024/04/29	20:06	1.49 USD	0.00	2
Duesseldorf	2024/09/13	19:30	1.28 EUR	0.00	7
Berlin	2024/07/	08:08	1.35 EUR	0.00	3

	26						
Australian Securities Exchange	2024/09/13	08:10	2.19	AUD	2.02		2,794

## Company profile

### Company Logo



### Company Profile

-

### Contact Details

IMDEX

--

----

Telefon: -

Fax: -

E-mail: -