

THULE GROUP AB

ISIN: SE0006422390 WKN: -

Overview

2024/05/20 08:09:06

Price
28.18 EURDifference  -0.70% (-0.20)

General attributes

ISIN	SE0006422390
Symbol	THULE
Exchange	Frankfurt
Currency	EUR
Sector	Media / Entertainment / Recreation
Security type	Stock
Market cap (m)	3,007 EUR
Benchmark	OMX STOCKHOLM 30 INDEX

Market data

Bid (Bid size)	-
Ask (Ask size)	-
Open	28.18 EUR
High	28.18 EUR
Low	28.18 EUR
Close (prev. day)	28.38 EUR
VWAP	28.3204 EUR
Volume (pcs)	0
Trading volume	0.00
Number of trades	2
Last size	0

Futures and Options

Related Futures	-
Related Options	-





5y



Information about previous performance does not guarantee future performance.
Source: FactSet

Recent research

on sector

Date	Headline	Download
2024/05/13	 Aktienempfehlungen Österreich	
2024/04/29	 Aktienempfehlungen Österreich	
2024/04/26	 Global Equity Ratings	
2024/04/26	 Aktienempfehlungen Global	
2024/04/15	 Aktienempfehlungen Österreich	

Details

2024/05/20 08:09:06

Price

28.18 EUR

Difference 📉 -0.70% (-0.20)

General attributes

ISIN	SE0006422390
Symbol	THULE
Exchange	Frankfurt
Currency	EUR
Sector	Media / Entertainment / Recreation
Security type	Stock
Market cap (m)	3,007 EUR
Benchmark	OMX STOCKHOLM 30 INDEX

Market data

Bid (Bid size)	-
Ask (Ask size)	-
Open	28.18 EUR
High	28.18 EUR
Low	28.18 EUR
Close (prev. day)	28.38 EUR
VWAP	28.3204 EUR
Volume (pcs)	0
Trading volume	0.00
Number of trades	2
Last size	0

Performance and Risk

	6m	1y	3y
Perf (%)	+15.92%	+17.76%	-25.05%
Perf (abs.)	+3.87	+4.25	-9.42
Beta	1.27	1.32	1.38
Volatility	35.51	38.42	44.59

5y



Information about previous performance does not guarantee future performance.
Source: FactSet

Price data

Ø price 5 days Ø volume 5 days (pcs.)	27.78 EUR (90)
Ø price 30 days Ø volume 30 days (pcs.)	26.46 EUR (98)
Ø price 100 days Ø volume 100 days (pcs.)	25.14 EUR (68)
Ø price 250 days Ø volume 250 days (pcs.)	24.82 EUR (53)
YTD High date	28.38 EUR (2024/05/17)
YTD Low date	21.70 EUR (2024/01/17)
52 Weeks High date	28.91 EUR (2023/08/08)
52 Weeks Low date	19.61 EUR (2023/10/26)

Arbitrage views

Exchange 📍	Date	Time	Price	Trading volume (mio.)	Number of trades
Tradegate	2024/05/20	22:26	28.44 EUR	0.01	3
Stuttgart	2024/05/20	14:37	28.52 EUR	0.00	4
Nasdaq Stockholm	2024/05/20	17:29	330.80 SEK	44.04	835
Munich	2024/05/20	08:10	28.60 EUR	0.00	1
London Stock Exchange	2024/	17:25	332.10 SEK	0.00	2

European Trade Reporting	05/20					
Hanover	2024/ 05/20	08:26	28.48 EUR	0.00		3
Frankfurt	2024/ 05/20	08:09	28.18 EUR	0.00		2
FINRA other OTC Issues	2024/ 04/25	19:55	27.20 USD	0.02		1
Duesseldorf	2024/ 05/20	19:56	28.28 EUR	0.00		6
Berlin	2024/ 05/20	08:10	28.20 EUR	0.00		2

Company profile

Company Logo



Company Profile

-

Contact Details

THULE GROUP

--

Telefon: -

Fax: -

E-mail: -