

## POWER METALS CORP

ISIN: CA73929Q1072 WKN: -

## Overview

2024/07/26 15:29:02

Price

0.1655 EUR

Difference  -6.50% (-0.01)

## General attributes

ISIN	CA73929Q1072
Symbol	PWM
Exchange	Frankfurt
Currency	EUR
Sector	Energy / Commodities
Security type	Stock
Market cap (m)	25 EUR
Benchmark	S&P/TSX 60 INDEX

## Market data

Bid (Bid size)	-
Ask (Ask size)	-
Open	0.17 EUR
High	0.17 EUR
Low	0.1655 EUR
Close (prev. day)	0.177 EUR
VWAP	0.17 EUR
Volume (pcs)	30,000
Trading volume	5,100.00
Number of trades	2
Last size	0

## Futures and Options

Related Futures	-
Related Options	-









5y



Information about previous performance does not guarantee future performance.

Source: FactSet

## Recent research

on sector	Date	Headline	Download
	2024/07/26	 Equity Weekly	
	2024/07/24	 Global Equity Ratings	
	2024/07/24	 Aktienempfehlungen Global	
	2024/07/15	 Aktienempfehlungen Global	
	2024/07/12	 Equity Weekly	

## Details

2024/07/26 15:29:02

## Price

0.1655 EUR

Difference 📉 -6.50% (-0.01)

## General attributes

ISIN	CA73929Q1072
Symbol	PWM
Exchange	Frankfurt
Currency	EUR
Sector	Energy / Commodities
Security type	Stock
Market cap (m)	25 EUR
Benchmark	S&P/TSX 60 INDEX

## Market data

Bid (Bid size)	-
Ask (Ask size)	-
Open	0.17 EUR
High	0.17 EUR
Low	0.1655 EUR
Close (prev. day)	0.177 EUR
VWAP	0.17 EUR
Volume (pcs)	30,000
Trading volume	5,100.00
Number of trades	2
Last size	0

## Performance and Risk

	6m	1y	3y
Perf (%)	-0.60%	-34.58%	+26.34%
Perf (abs.)	+0.00	-0.09	+0.03
Beta	1.09	0.93	0.96
Volatility	102.87	88.93	101.11

5y



Information about previous performance does not guarantee future performance.  
Source: FactSet

## Price data

Ø price 5 days   Ø volume 5 days (pcs.)	0.1756 EUR (6,000)
Ø price 30 days   Ø volume 30 days (pcs.)	0.1811 EUR (2,500)
Ø price 100 days   Ø volume 100 days (pcs.)	0.2032 EUR (2,675)
Ø price 250 days   Ø volume 250 days (pcs.)	0.2015 EUR (2,747)
YTD High   date	0.3080 EUR (2024/04/03)
YTD Low   date	0.1400 EUR (2024/02/06)
52 Weeks High   date	0.3080 EUR (2024/04/03)
52 Weeks Low   date	0.1400 EUR (2024/02/06)

## All listings for POWER METALS CORP

Exchange <span>📍</span>	Date	Time	Price	Trading volume (mio.)	Number of trades
Tradegate	2024/07/26	22:26	0.176 EUR	0.00	1
TSX Venture Exchange	2024/07/26	21:59	0.255 CAD	0.01	10
Stuttgart	2024/07/26	14:44	0.1655 EUR	0.00	4
Munich	2024/07/26	08:00	0.1655 EUR	0.00	2
Frankfurt	2024/07/26	15:29	0.1655 EUR	0.01	2

	26					
FINRA other OTC Issues	2024/07/26	21:50	0.1884 USD	0.01		10
Duesseldorf	2024/07/26	19:32	0.165 EUR	0.00		6
Berlin	2024/07/26	20:22	0.1725 EUR	0.00		13

## Company profile

### Company Logo



### Company Profile

-

### Contact Details

POWER METALS

--

----

Telefon: -

Fax: -

E-mail: -