

ENTRA ASA

ISIN:

NO0010716418

WKN: -

Overview

2022/10/05 16:20:00

Price

95.475 NOK

Difference  -6.74% (-6.90)

General attributes

ISIN NO0010716418

Symbol ENTRA

Exchange London Stock Exchange
European Trade Reporting

Currency NOK

Sector Other

Security type Stock

Market cap (m) 1,833 EUR

Benchmark NORWAY OSLO BORS ALL
SHARE(TRG)

Market data

Bid (Bid size) 93.10 NOK (20,000)

Ask (Ask size) 97.85 NOK (20,000)

Open 102.95 NOK

High 102.95 NOK

Low 95.475 NOK

Close (prev. day) 102.375 NOK

VWAP 123.50 NOK

Volume (pcs) -

Trading volume -

Number of trades 2

Last size -

Futures and Options

Related Futures -

Related Options -











5y



Information about previous performance does not guarantee future performance.

Source: FactSet

Recent research

on sector			
Date		Headline	Download
2022/10/05		Global Equity Ratings	
2022/10/05		Aktienempfehlungen Global	
2022/09/30		Equity Weekly	
2022/09/26		Global Equity Ratings	
2022/09/26		Aktienempfehlungen Global	

Details

2022/10/05 16:20:00

Price

95.475 NOK

Difference  -6.74% (-6.90)

General attributes

ISIN	NO0010716418
Symbol	ENTRA
Exchange	London Stock Exchange European Trade Reporting
Currency	NOK
Sector	Other
Security type	Stock
Market cap (m)	1,833 EUR
Benchmark	NORWAY OSLO BORS ALL SHARE(TRG)

Market data

Bid (Bid size)	93.10 NOK (20,000)
Ask (Ask size)	97.85 NOK (20,000)
Open	102.95 NOK
High	102.95 NOK
Low	95.475 NOK
Close (prev. day)	102.375 NOK
VWAP	123.50 NOK
Volume (pcs)	-
Trading volume	-
Number of trades	2
Last size	-

Performance and Risk

	6m	1y	3y
Perf (%)	-45.94%	-47.73%	-30.31%
Perf (abs.)	-81.13	-87.18	-41.53
Beta	0.80	0.71	0.75
Volatility	40.44	36.17	34.27

5y



Information about previous performance does not guarantee future performance.
Source: FactSet

Price data

Ø price 5 days Ø volume 5 days (pcs.)	101.185 NOK (0)
Ø price 30 days Ø volume 30 days (pcs.)	117.881 NOK (0)
Ø price 100 days Ø volume 100 days (pcs.)	130.562 NOK (132)
Ø price 250 days Ø volume 250 days (pcs.)	165.979 NOK (395)
YTD High date	201.000 NOK (2022/01/06)
YTD Low date	95.475 NOK (2022/10/05)
52 Weeks High date	215.700 NOK (2021/10/13)
52 Weeks Low date	95.475 NOK (2022/10/05)

Arbitrage views

Exchange 	Date	Time	Price	Trading volume (mio.)	Number of trades
Stuttgart	2022/10/05	16:40	8.875 EUR	0.00	10
London Stock Exchange European Trade Reporting	2022/10/05	16:20	95.475 NOK	0.00	2
Hanover	2022/10/05	08:01	9.555 EUR	0.00	1
Frankfurt	2022/10/05	09:16	9.435 EUR	0.00	1
First North Stockholm	2022/	15:23	101.00 NOK	0.16	7

	09/30				
FINRA other OTC Issues	2022/ 10/03	16:13	9.77 USD	0.00	1
Berlin	2022/ 10/05	08:04	9.675 EUR	0.00	1

Company profile

Company Logo

Contact Details

ENTRA ASA

--

Biskop Gunnerus Gate 14A - 0185 Oslo

Telefon: 47-21-60-51-00

Fax: 47-21-60-51-01

E-mail: post@entra.no

Company Profile

-

Members of Management Board

Sonja Horn Chairman of Managing Board

Anders Olstad Member of Executive Committee

Kjetil Hoff Member of Executive Committee

Kristine Hilberg Member of Executive Committee

Per Ola Ulseth Member of Executive Committee

Tore Bakken Member of Executive Committee

Åse Lunde Member of Executive Committee

Board of directors

Siri Beate Hatlen Chairman of Supervisory Board

Camilla Aldona Tefers Member of Supervisory Board

Erling Nedkvitne Member of Supervisory Board

Hege Toft Karlsen Member of Supervisory Board

Kjell Bjordal Member of Supervisory Board

Marit Rasmussen Member of Supervisory Board

Widar Salbuvik Member of Supervisory Board