

THULE GROUP AB

ISIN: SE0006422390 WKN: -

Overview

2024/09/13 08:07:22

Price
25.26 EURDifference  0.40% (0.10)

General attributes

ISIN	SE0006422390
Symbol	THULE
Exchange	Munich
Currency	EUR
Sector	Media / Entertainment / Recreation
Security type	Stock
Market cap (m)	2,715 EUR
Benchmark	OMX STOCKHOLM 30 INDEX

Market data

Bid (Bid size)	-
Ask (Ask size)	-
Open	25.26 EUR
High	25.26 EUR
Low	25.26 EUR
Close (prev. day)	25.16 EUR
VWAP	25.00 EUR
Volume (pcs)	0
Trading volume	0.00
Number of trades	2
Last size	0

Futures and Options










Related Futures	-
Related Options	-

5y



Information about previous performance does not guarantee future performance.
Source: FactSet

Recent research

on sector			
Date		Headline	Download
2024/09/11		Global Equity Ratings	
2024/09/11		Aktienempfehlungen Global	
2024/09/09		Aktienempfehlungen Österreich	
2024/09/05		Global Equity Ratings	
2024/09/05		Aktienempfehlungen Global	

Details

2024/09/13 08:07:22

Price

25.26 EUR

Difference ▲ 0.40% (0.10)

General attributes

ISIN	SE0006422390
Symbol	THULE
Exchange	Munich
Currency	EUR
Sector	Media / Entertainment / Recreation
Security type	Stock
Market cap (m)	2,715 EUR
Benchmark	OMX STOCKHOLM 30 INDEX

Market data

Bid (Bid size)	-
Ask (Ask size)	-
Open	25.26 EUR
High	25.26 EUR
Low	25.26 EUR
Close (prev. day)	25.16 EUR
VWAP	25.00 EUR
Volume (pcs)	0
Trading volume	0.00
Number of trades	2
Last size	0

Performance and Risk

	6m	1y	3y
Perf (%)	-1.79%	+5.03%	-46.66%
Perf (abs.)	-0.46	+1.21	-22.10
Beta	-	-	-
Volatility	21.88	27.08	36.65

5y



Information about previous performance does not guarantee future performance.
Source: FactSet

Price data

Ø price 5 days Ø volume 5 days (pcs.)	25.47 EUR (0)
Ø price 30 days Ø volume 30 days (pcs.)	25.41 EUR (0)
Ø price 100 days Ø volume 100 days (pcs.)	26.16 EUR (2)
Ø price 250 days Ø volume 250 days (pcs.)	24.94 EUR (2)
YTD High date	28.62 EUR (2024/06/12)
YTD Low date	22.12 EUR (2024/01/08)
52 Weeks High date	28.62 EUR (2024/06/12)
52 Weeks Low date	20.05 EUR (2023/10/26)

Arbitrage views

Exchange ⬆️	Date	Time	Price	Trading volume (mio.)	Number of trades
Tradegate	2024/09/13	22:26	25.86 EUR	0.00	4
Stuttgart	2024/09/13	16:37	25.72 EUR	0.00	13
Nasdaq Stockholm	2024/09/13	18:00	292.20 SEK	26.32	1,041
Munich	2024/09/13	08:07	25.26 EUR	0.00	2
London Stock Exchange	2024/	17:25	291.20 SEK	0.00	2

European Trade Reporting	09/13					
Hanover	2024/ 09/13	08:01	25.56 EUR	0.00		3
Frankfurt	2024/ 09/13	08:09	25.26 EUR	0.00		2
FINRA other OTC Issues	2024/ 08/21	15:31	28.00 USD	0.02		1
Duesseldorf	2024/ 09/13	19:32	25.64 EUR	0.00		7
Berlin	2024/ 09/13	08:07	25.28 EUR	0.00		3

Company profile

Company Logo



Company Profile

-

Contact Details

THULE GROUP

--

Telefon: -

Fax: -

E-mail: -