

## STELLA-JONES INC.

ISIN: CA85853F1053 WKN: 85853F105

## Overview

2024/09/12 21:50:01

Price

68.63 USD

Difference  0.37% (0.26)

## General attributes

ISIN	CA85853F1053
Symbol	SJ
Exchange	FINRA other OTC Issues
Currency	USD
Sector	Commerce
Security type	Stock
Market cap (m)	3,486 EUR
Benchmark	S&P/TSX 60 INDEX

## Market data

Bid (Bid size)	-
Ask (Ask size)	-
Open	68.99 USD
High	68.99 USD
Low	68.63 USD
Close (prev. day)	68.375 USD
VWAP	68.913404 USD
Volume (pcs)	471
Trading volume	32,457.83
Number of trades	3
Last size	100

## Futures and Options










Related Futures	-
Related Options	-



Information about previous performance does not guarantee future performance.

Source: FactSet

## Recent research

on sector	Date	Headline	Download
	2024/09/11	 Global Equity Ratings	
	2024/09/11	 Aktienempfehlungen Global	
	2024/09/05	 Global Equity Ratings	
	2024/09/05	 Aktienempfehlungen Global	
	2024/08/12	 Global Equity Ratings	

## Details

2024/09/12 21:50:01

## Price

68.63 USD

Difference ▲ 0.37% (0.26)

## General attributes

ISIN	CA85853F1053
Symbol	SJ
Exchange	FINRA other OTC Issues
Currency	USD
Sector	Commerce
Security type	Stock
Market cap (m)	3,486 EUR
Benchmark	S&P/TSX 60 INDEX

## Market data

Bid (Bid size)	-
Ask (Ask size)	-
Open	68.99 USD
High	68.99 USD
Low	68.63 USD
Close (prev. day)	68.375 USD
VWAP	68.913404 USD
Volume (pcs)	471
Trading volume	32,457.83
Number of trades	3
Last size	100

## Performance and Risk

	6m	1y	3y
Perf (%)	-	-	-
Perf (abs.)	-	-	-
Beta	-	-	-
Volatility	8.78	20.30	21.36

5y



Information about previous performance does not guarantee future performance.  
Source: FactSet

## Price data

Ø price 5 days   Ø volume 5 days (pcs.)	68.56 USD (1,258)
Ø price 30 days   Ø volume 30 days (pcs.)	67.43 USD (346)
Ø price 100 days   Ø volume 100 days (pcs.)	65.15 USD (7,109)
Ø price 250 days   Ø volume 250 days (pcs.)	59.91 USD (5,741)
YTD High   date	69.27 USD (2024/09/05)
YTD Low   date	52.09 USD (2024/03/14)
52 Weeks High   date	69.27 USD (2024/09/05)
52 Weeks Low   date	47.75 USD (2023/09/28)

## All listings for STELLA-JONES INC.

Exchange	Date	Time	Price	Trading volume (mio.)	Number of trades
Toronto Stock Exchange	2024/09/13	22:00	93.20 CAD	7.72	674
Stuttgart	2024/09/13	20:07	61.00 EUR	0.00	8
Munich	2024/09/13	08:03	61.50 EUR	0.00	1
Frankfurt	2024/09/13	08:20	60.00 EUR	0.00	2
FINRA other OTC	2024/09/13	21:50	68.63 USD	0.03	3

Issues	12						
Duesseldorf	2024/09/13	08:11	60.50	EUR	0.00		3

## Company profile

### Company Logo

#### Contact Details

STELLA JONES

--

----

Telefon: -

Fax: -

E-mail: -

### Company Profile

-