

## X5 RETAIL GROUP NV GDR

ISIN: **US98387E2054** WKN: **A0LHLX**

## Overview

2022/03/03 08:00:00

Price  
0.5314 USDDifference  0.00% (0.00)

## General attributes

|                |                           |
|----------------|---------------------------|
| ISIN           | US98387E2054              |
| Symbol         | PJP                       |
| Exchange       | London Stock Exchange     |
| Currency       | USD                       |
| Sector         | Commerce                  |
| Security type  | Stock                     |
| Market cap (m) | 0                         |
| Benchmark      | AMSTERDAM EXCHANGES INDEX |

## Market data

|                   |              |
|-------------------|--------------|
| Bid (Bid size)    | - (0)        |
| Ask (Ask size)    | - (0)        |
| Open              | 0.5314 USD   |
| High              | 0.5314 USD   |
| Low               | 0.5314 USD   |
| Close (prev. day) | 0.5314 USD   |
| VWAP              | 0.684464 USD |
| Volume (pcs)      | -            |
| Trading volume    | -            |
| Number of trades  | 1            |
| Last size         | -            |

## Futures and Options











|                 |   |
|-----------------|---|
| Related Futures | 0 |
| Related Options | - |

5y



Information about previous performance does not guarantee future performance.  
Source: FactSet

## Recent research

| on sector  |   | on market                 |   |
|------------|---|---------------------------|---|
| Date       |   | Headline                  | Download  |
| 2024/04/26 |  | Global Equity Ratings     |  |
| 2024/04/26 |  | Aktienempfehlungen Global |  |
| 2024/04/03 |  | Global Equity Ratings     |  |
| 2024/04/03 |  | Aktienempfehlungen Global |  |
| 2024/03/13 |  | Global Equity Ratings     |  |

## Details

2022/03/03 08:00:00

**Price**  
0.5314 USD

**Difference**  0.00% (0.00)

## General attributes

|                |                           |
|----------------|---------------------------|
| ISIN           | US98387E2054              |
| Symbol         | PJP                       |
| Exchange       | London Stock Exchange     |
| Currency       | USD                       |
| Sector         | Commerce                  |
| Security type  | Stock                     |
| Market cap (m) | 0                         |
| Benchmark      | AMSTERDAM EXCHANGES INDEX |

## Market data

|                   |              |
|-------------------|--------------|
| Bid (Bid size)    | - (0)        |
| Ask (Ask size)    | - (0)        |
| Open              | 0.5314 USD   |
| High              | 0.5314 USD   |
| Low               | 0.5314 USD   |
| Close (prev. day) | 0.5314 USD   |
| VWAP              | 0.684464 USD |
| Volume (pcs)      | -            |
| Trading volume    | -            |
| Number of trades  | 1            |
| Last size         | -            |

## Performance and Risk

|             | 6m      | 1y      | 3y      |
|-------------|---------|---------|---------|
| Perf (%)    | -98.38% | -98.41% | -97.89% |
| Perf (abs.) | -32.32  | -32.85  | -24.71  |
| Beta        | 0.00    | 0.01    | 1.53    |
| Volatility  | 286.64  | 204.27  | 122.83  |

5y



Information about previous performance does not guarantee future performance.  
Source: FactSet

## Price data

|   |                          |
|---|--------------------------|
| Ø price 5 days   Ø volume 5 days (pcs.)     | 3.3565 USD (738,388)     |
| Ø price 30 days   Ø volume 30 days (pcs.)   | 18.7636 USD (508,128)    |
| Ø price 100 days   Ø volume 100 days (pcs.) | 26.4306 USD (297,791)    |
| Ø price 250 days   Ø volume 250 days (pcs.) | 30.0011 USD (238,254)    |
| YTD High   date                             | 27.1800 USD (2022/01/04) |
| YTD Low   date                              | 0.2350 USD (2022/03/02)  |
| 52 Weeks High   date                        | 36.2000 USD (2021/03/18) |
| 52 Weeks Low   date                         | 0.2350 USD (2022/03/02)  |

## Arbitrage views

| Exchange  | Date       | Time  | Price      | Trading volume (mio.) | Number of trades |
|--|------------|-------|------------|-----------------------|------------------|
| London Stock Exchange  | 2022/03/03 | 08:00 | 0.5314 USD | 0.00                  | 1                |
| Frankfurt  | 2022/03/03 | 08:43 | 6.40 EUR   | 0.00                  | 1                |
| Berlin   | 2022/03/01 | 09:41 | 2.50 EUR   | 0.00                  | 2                |

## Company profile

### Company Logo



### Company Profile

-

### Contact Details

X5 RETAIL GROUP

--

Building 4, Srednyaya Kalitnikovskaya Street  
28 109029 Moscow

Telefon: +7 495 662 8888

Fax: +7 495 662 8888

E-mail: Anna.kareva@x5.ru