

## GALAPAGOS N.V.

ISIN: **BE0003818359** WKN: -

## Overview

2024/04/19 17:35:09

Price  
27.18 EURDifference  -0.73% (-0.20)

## General attributes

ISIN BE0003818359

Symbol GLPG

Exchange Euronext Amsterdam

Currency EUR

Sector Chemical / Pharmaceutical / Health

Security type Stock

Market cap (m) 1,791 EUR

Benchmark BEL 20 INDEX

## Market data

Bid (Bid size) 26.96 EUR (50)

Ask (Ask size) 27.34 EUR (60)

Open 27.10 EUR

High 27.28 EUR

Low 26.86 EUR

Close (prev. day) 27.38 EUR

VWAP 27.094414 EUR

Volume (pcs) 62,115

Trading volume 1,682,925.00

Number of trades 641

Last size 20

## Futures and Options

Related Futures 23




Related Options -

5y



Information about previous performance does not guarantee future performance.  
Source: FactSet

## Recent research

on sector		on market	
Date		Headline	Download
2024/04/15		Aktienempfehlungen Österreich	
2024/04/03		Global Equity Ratings	
2024/04/03		Aktienempfehlungen Global	
2024/04/03		Aktienempfehlungen Österreich	
2024/03/22		Equity Weekly	

## Details

2024/04/19 17:35:09

## Price

27.18 EUR

Difference 📉 -0.73% (-0.20)

## General attributes

ISIN BE0003818359

Symbol GLPG

Exchange Euronext Amsterdam

Currency EUR

Sector Chemical / Pharmaceutical / Health

Security type Stock

Market cap (m) 1,791 EUR

Benchmark BEL 20 INDEX

## Market data

Bid (Bid size) 26.96 EUR (50)

Ask (Ask size) 27.34 EUR (60)

Open 27.10 EUR

High 27.28 EUR

Low 26.86 EUR

Close (prev. day) 27.38 EUR

VWAP 27.094414 EUR

Volume (pcs) 62,115

Trading volume 1,682,925.00

Number of trades 641

Last size 20

## Performance and Risk

	6m	1y	3y
Perf (%)	-15.75%	-20.57%	-58.56%
Perf (abs.)	-5.08	-7.04	-38.41
Beta	0.52	0.60	0.83
Volatility	27.02	26.02	34.56

5y



Information about previous performance does not guarantee future performance.  
Source: FactSet

## Price data

Ø price 5 days   Ø volume 5 days (pcs.)	27.56 EUR (95,044)
Ø price 30 days   Ø volume 30 days (pcs.)	29.85 EUR (81,981)
Ø price 100 days   Ø volume 100 days (pcs.)	33.85 EUR (83,723)
Ø price 250 days   Ø volume 250 days (pcs.)	35.10 EUR (96,983)
YTD High   date	39.00 EUR (2024/01/04)
YTD Low   date	26.86 EUR (2024/04/19)
52 Weeks High   date	41.92 EUR (2023/05/24)
52 Weeks Low   date	26.86 EUR (2024/04/19)

## Arbitrage views

Exchange <span>📍</span>	Date	Time	Price	Trading volume (mio.)	Number of trades
Vienna Stock Exchange	2024/04/19	09:05	27.08 EUR	0.00	3
Tradegate	2024/04/19	21:05	27.00 EUR	0.04	17
Stuttgart	2024/04/19	16:33	26.96 EUR	0.00	2
Munich	2024/04/19	08:14	27.18 EUR	0.00	1
London Stock Exchange	2024/	17:30	27.05 EUR	0.00	2

European Trade Reporting	04/19					
Hanover	2024/ 04/19	08:01	26.74	EUR	0.00	1
Frankfurt	2024/ 04/19	09:35	27.00	EUR	0.00	2
FINRA other OTC Issues	2024/ 04/17	17:48	26.20	USD	0.00	1
Euronext Milan MTF Trading After Hours	-	-	-		0.00	-
Euronext Amsterdam	2024/ 04/19	17:35	27.18	EUR	1.68	641
Duesseldorf	2024/ 04/19	08:10	26.84	EUR	0.00	1
Berlin	2024/ 04/19	20:40	27.08	EUR	0.00	16

## Company profile

### Company Logo



**Galapagos**

### Contact Details

GALAPAGOS NV

--

Industriepark Mechelen Noord, Generaal de Wittelaan L11 A3 - 2800 Mechelen

Telefon: +32-1-534-29-00

Fax: +

E-mail: -

### Company Profile

-

#### Members of Management Board

Paul Stoffels	Chairman of Managing Board
Annelies Missotten	Member of Executive Committee
Thad Huston	Member of Executive Committee
Valeria Cnossen	Member of Executive Committee

#### Board of directors

Dan Baker	Member of Supervisory Board
Lena Elisabeth Svanberg	Member of Supervisory Board
Linda Higgins	Member of Supervisory Board
Simon Sturge	Member of Supervisory Board
Susanne Antonie Schaffert	Member of Supervisory Board
Andrew Dickinson	Member of Supervisory Board
Jérôme Contamine	Member of Supervisory Board
Peter Guenter	Member of Supervisory Board