

RTX CORP.

ISIN: US75513E1010

WKN: 75513E101

Overview

2024/06/14 17:30:00

Price
104.12 USDDifference  -1.83% (-1.94)

General attributes

ISIN	US75513E1010
Symbol	RTX
Exchange	London Stock Exchange European Trade Reporting
Currency	USD
Sector	Industry
Security type	Stock
Market cap (m)	129,065 EUR
Benchmark	S&P 500

Market data

Bid (Bid size)	98.92 USD (300)
Ask (Ask size)	109.32 USD (300)
Open	104.96 USD
High	104.59 USD
Low	103.88 USD
Close (prev. day)	106.06 USD
VWAP	104.393006 USD
Volume (pcs)	658
Trading volume	36,119.98
Number of trades	6
Last size	-




Futures and Options

Related Futures	15
Related Options	-



Information about previous performance does not guarantee future performance.
Source: FactSet

Recent research

on sector		on market	
Date		Headline	Download
2024/06/14		Global Equity Ratings	
2024/06/14		Aktienempfehlungen Global	
2024/06/11		Aktienempfehlungen Österreich	
2024/06/07		Equity Weekly	
2024/05/29		Global Equity Ratings	

Details

2024/06/14 17:30:00

Price

104.12 USD

Difference ▼ -1.83% (-1.94)

General attributes

ISIN	US75513E1010
Symbol	RTX
Exchange	London Stock Exchange European Trade Reporting
Currency	USD
Sector	Industry
Security type	Stock
Market cap (m)	129,065 EUR
Benchmark	S&P 500

Market data

Bid (Bid size)	98.92 USD (300)
Ask (Ask size)	109.32 USD (300)
Open	104.96 USD
High	104.59 USD
Low	103.88 USD
Close (prev. day)	106.06 USD
VWAP	104.393006 USD
Volume (pcs)	658
Trading volume	36,119.98
Number of trades	6
Last size	-

Performance and Risk

	6m	1y	3y
Perf (%)	+27.47%	+4.86%	+16.86%
Perf (abs.)	+22.44	+4.83	+15.03
Beta	0.15	0.27	0.63
Volatility	15.86	25.68	26.08



Information about previous performance does not guarantee future performance.
Source: FactSet

Price data

Ø price 5 days Ø volume 5 days (pcs.)	106.20 USD (248)
Ø price 30 days Ø volume 30 days (pcs.)	105.77 USD (411)
Ø price 100 days Ø volume 100 days (pcs.)	97.92 USD (463)
Ø price 250 days Ø volume 250 days (pcs.)	89.24 USD (357)
YTD High date	108.50 USD (2024/06/06)
YTD Low date	84.02 USD (2024/01/02)
52 Weeks High date	108.50 USD (2024/06/06)
52 Weeks Low date	69.07 USD (2023/10/06)

All listings for RTX CORP.

Exchange	Date	Time	Price	Trading volume (mio.)	Number of trades
Xetra	2024/06/14	17:35	97.41 EUR	0.14	17
Vienna Stock Exchange	2024/06/14	17:32	97.35 EUR	0.00	2
Tradegate	2024/06/14	22:26	97.36 EUR	0.42	60
Stuttgart	2024/06/14	17:58	97.44 EUR	0.00	5
NYSE	2024/	22:00	104.23 USD	512.10	55,865

	06/14					
Munich	2024/ 06/14	08:04	98.01 EUR	0.00		1
London Stock Exchange European Trade Reporting	2024/ 06/14	17:30	104.12 USD	0.04		6
Frankfurt	2024/ 06/14	16:22	97.20 EUR	0.02		3
Duesseldorf	2024/ 06/14	19:32	97.34 EUR	0.00		5
Berlin	2024/ 06/14	08:08	97.55 EUR	0.00		3

Company profile

Company Logo



Contact Details

RTX CORP.

--

1000 Wilson Boulevard - 22209 Arlington

Telefon: +1-781-522-3000

Fax: +

E-mail: -

Company Profile

-

Members of Management Board

Gregory Hayes Chairman of Board of Directors

Bernard Harris Member of Board of Directors

Ellen Pawlikowski Member of Board of Directors

Brian Rogers Member of Board of Directors

Denise Ramos Member of Board of Directors

Fredric Reynolds Member of Board of Directors

George Oliver Member of Board of Directors

James Winnefeld Member of Board of Directors

Leanne Caret Member of Board of Directors

Robert Ortberg Member of Board of Directors

Robert Work Member of Board of Directors

Tracy Atkinson Member of Board of Directors

Gregory Hayes Chairman of Managing Board

Christopher Calio Member of Executive Committee

Dantaya Williams Member of Executive Committee

Juan M. de Bedout Member of Executive Committee

Neil G. Mitchill Jr. Member of Executive Committee

Pamela Erickson Member of Executive Committee

Raja Maharajh Member of Executive Committee

Vince Campisi Member of Executive Committee