

## WYNN RESORTS LTD

ISIN: **US9831341071** WKN: **983134107**

## Overview

2024/09/10 15:37:22

Price  
76.35 USDDifference  -1.55% (-1.20)

## General attributes

ISIN	US9831341071
Symbol	WYNN
Exchange	London Stock Exchange
Currency	USD
Sector	Media / Entertainment / Recreation
Security type	Stock
Market cap (m)	7,861 EUR
Benchmark	S&P 500

## Market data

Bid (Bid size)	70.00 USD (150)
Ask (Ask size)	- USD (0)
Open	76.35 USD
High	76.35 USD
Low	76.35 USD
Close (prev. day)	77.55 USD
VWAP	76.35 USD
Volume (pcs)	110
Trading volume	8,398.50
Number of trades	1
Last size	110

## Futures and Options





Related Futures	-
Related Options	-

5y



Information about previous performance does not guarantee future performance.  
Source: FactSet

## Recent research

on sector		on market		
Date		Headline		Download
2024/09/11		Global Equity Ratings		
2024/09/11		Aktienempfehlungen Global		
2024/09/09		Aktienempfehlungen Österreich		
2024/09/05		Global Equity Ratings		
2024/09/05		Aktienempfehlungen Global		

## Details

2024/09/10 15:37:22

## Price

76.35 USD

Difference 📉 -1.55% (-1.20)

## General attributes

ISIN	US9831341071
Symbol	WYNN
Exchange	London Stock Exchange
Currency	USD
Sector	Media / Entertainment / Recreation
Security type	Stock
Market cap (m)	7,861 EUR
Benchmark	S&P 500

## Market data

Bid (Bid size)	70.00 USD (150)
Ask (Ask size)	- USD (0)
Open	76.35 USD
High	76.35 USD
Low	76.35 USD
Close (prev. day)	77.55 USD
VWAP	76.35 USD
Volume (pcs)	110
Trading volume	8,398.50
Number of trades	1
Last size	110

## Performance and Risk

	6m	1y	3y
Perf (%)	-	-	-
Perf (abs.)	-	-	-
Beta	-	-	-
Volatility	-	-	5.94

5y



Information about previous performance does not guarantee future performance.  
Source: FactSet

## Price data

Ø price 5 days   Ø volume 5 days (pcs.)	76.35 USD (33)
Ø price 30 days   Ø volume 30 days (pcs.)	75.16 USD (135)
Ø price 100 days   Ø volume 100 days (pcs.)	75.16 USD (94)
Ø price 250 days   Ø volume 250 days (pcs.)	80.03 USD (81)
YTD High   date	95.40 USD (2024/01/08)
YTD Low   date	72.66 USD (2024/08/05)
52 Weeks High   date	95.40 USD (2024/01/08)
52 Weeks Low   date	72.66 USD (2024/08/05)

## Arbitrage views

Exchange	Date	Time	Price	Trading volume (mio.)	Number of trades
Xetra	2023/11/24	17:35	80.05 EUR	0.00	2
Tradegate	2024/09/13	22:02	70.83 EUR	0.00	1
Stuttgart	2024/09/13	20:07	70.95 EUR	0.00	6
Nasdaq	2024/09/13	22:00	78.46 USD	175.60	38,593
Munich	2024/09/13	08:03	68.59 EUR	0.00	1

	13						
London Stock Exchange	2024/09/10	15:37	76.35 USD	0.01			1
Hanover	2024/09/13	17:25	71.18 EUR	0.00			4
Hamburg	2024/09/13	17:25	71.32 EUR	0.00			4
Frankfurt	2024/09/13	21:39	70.61 EUR	0.00			3
Duesseldorf	2024/09/13	19:30	71.13 EUR	0.00			7
Berlin	2024/09/13	08:08	68.45 EUR	0.00			3

## Company profile

### Company Logo



### Contact Details

WYNN RESORTS LTD.

--

3131 Las Vegas Boulevard South - 89109  
Las Vegas

Telefon: +1-702-770-7555

Fax: +

E-mail: -

### Company Profile

-

#### Members of Management Board

Philip Satre Chairman of Board of Directors

Betsy Atkins Member of Board of Directors

Darnell Strom Member of Board of Directors

Margaret Myers Member of Board of Directors

Patricia Mulroy Member of Board of Directors

Paul Liu Member of Board of Directors

Richard Byrne Member of Board of Directors

Winifred Webb Member of Board of Directors

Craig S. Billings Chairman of Managing Board

Brian Gullbrants Member of Executive Committee

Craig Fullalove Member of Executive Committee

DeRuyter O. Butler Member of Executive Committee

Dean Lawrence Member of Executive Committee

Ellen F. Whittemore Member of Executive Committee

Jenny Holaday Member of Executive Committee

Julie Cameron-Doe Member of Executive Committee

Linda C. Chen Member of Executive Committee