

LAS VEGAS SANDS CORP

ISIN: US5178341070 WKN: 517834107

Overview

2023/03/16 16:56:56

Price

53.11 USD

Difference  -5.75% (-3.24)

General attributes

ISIN US5178341070

Symbol LVS

Exchange London Stock Exchange

Currency USD

Sector Media / Entertainment / Recreation

Security type Stock

Market cap (m) 30,790 EUR

Benchmark S&P 500

Market data

Bid (Bid size) 38.00 USD (100)

Ask (Ask size) - USD (0)

Open 53.11 USD

High 53.11 USD

Low 53.11 USD

Close (prev. day) 56.35 USD

VWAP 53.11 USD

Volume (pcs) 18,000

Trading volume 955,980.00

Number of trades 1

Last size 18,000

Futures and Options

Related Futures 15








Related Options -

5y



Information about previous performance does not guarantee future performance.
Source: FactSet

Recent research

on sector		on market	
Date		Headline	Download
2024/06/28		Equity Weekly	
2024/06/24		Aktienempfehlungen Österreich	
2024/06/21		Global Equity Ratings	
2024/06/21		Aktienempfehlungen Global	
2024/06/14		Equity Weekly	

Details

2023/03/16 16:56:56

Price

53.11 USD

Difference  -5.75% (-3.24)

General attributes

ISIN	US5178341070
Symbol	LVS
Exchange	London Stock Exchange
Currency	USD
Sector	Media / Entertainment / Recreation
Security type	Stock
Market cap (m)	30,790 EUR
Benchmark	S&P 500

Market data

Bid (Bid size)	38.00 USD (100)
Ask (Ask size)	- USD (0)
Open	53.11 USD
High	53.11 USD
Low	53.11 USD
Close (prev. day)	56.35 USD
VWAP	53.11 USD
Volume (pcs)	18,000
Trading volume	955,980.00
Number of trades	1
Last size	18,000

Performance and Risk

	6m	1y	3y
Perf (%)	-	-	-
Perf (abs.)	-	-	-
Beta	0.82	1.05	1.16
Volatility	-	-	1.70

5y



Information about previous performance does not guarantee future performance.
Source: FactSet

Price data

Ø price 5 days Ø volume 5 days (pcs.)	- USD (51)
Ø price 30 days Ø volume 30 days (pcs.)	- USD (108)
Ø price 100 days Ø volume 100 days (pcs.)	- USD (120)
Ø price 250 days Ø volume 250 days (pcs.)	- USD (86)
YTD High date	- USD (-)
YTD Low date	- USD (-)
52 Weeks High date	- USD (-)
52 Weeks Low date	- USD (-)

Arbitrage views

Exchange 	Date	Time	Price	Trading volume (mio.)	Number of trades
Vienna Stock Exchange	2024/06/28	17:32	41.325 EUR	0.00	2
Tradegate	2024/06/28	22:26	41.285 EUR	0.00	1
Stuttgart	2024/06/28	08:00	41.04 EUR	0.00	3
NYSE	2024/06/28	22:00	44.25 USD	928.16	49,077
Munich	2024/06/28	08:04	41.06 EUR	0.00	1

	28					
London Stock Exchange	2023/03/16	16:56	53.11 USD	0.96		1
Frankfurt	2024/06/28	21:41	41.10 EUR	0.00		3
Duesseldorf	2024/06/28	19:31	41.135 EUR	0.00		7
Berlin	2024/06/28	08:08	41.035 EUR	0.00		3

Company profile

Company Logo



Contact Details

LAS VEGAS SANDS CORP.

--

5420 South Durango Drive - 89113 Las Vegas

Telefon: +1-702-923-9000

Fax: +

E-mail: -

Company Profile

-

Members of Management Board

Alain Li	Member of Board of Directors
Charles Forman	Member of Board of Directors
Irwin Chafetz	Member of Board of Directors
Lewis Kramer	Member of Board of Directors
Micheline Chau	Member of Board of Directors
Patrick Dumont	Member of Board of Directors
Robert Glen Goldstein	Chairman of Managing Board
D. Zachary Hudson	Member of Executive Committee
Patrick Dumont	Member of Executive Committee
Randy Hyzak	Member of Executive Committee