

GENERAL MILLS INC.

ISIN: US3703341046 WKN: 370334104

Overview

2024/07/16 15:34:34

Price

62.32 USD

Difference  -0.95% (-0.60)

General attributes

ISIN US3703341046

Symbol GIS

Exchange London Stock Exchange

Currency USD

Sector Consumer Products

Security type Stock

Market cap (m) 34,113 EUR

Benchmark S&P 500

Market data

Bid (Bid size) - (0)

Ask (Ask size) -

Open 62.32 USD

High 62.32 USD

Low 62.32 USD

Close (prev. day) 62.9154 USD

VWAP 62.32 USD

Volume (pcs) 200

Trading volume 12,464.00

Number of trades 1

Last size 200

Futures and Options

Related Futures 15










Related Options -

5y



Information about previous performance does not guarantee future performance.
Source: FactSet

Recent research

on sector		on market	
Date		Headline	Download
2024/07/26		Equity Weekly	
2024/07/24		Global Equity Ratings	
2024/07/24		Aktienempfehlungen Global	
2024/07/15		Aktienempfehlungen Global	
2024/07/12		Equity Weekly	

Details

2024/07/16 15:34:34

Price

62.32 USD

Difference ▼ -0.95% (-0.60)

General attributes

ISIN	US3703341046
Symbol	GIS
Exchange	London Stock Exchange
Currency	USD
Sector	Consumer Products
Security type	Stock
Market cap (m)	34,113 EUR
Benchmark	S&P 500

Market data

Bid (Bid size)	- (0)
Ask (Ask size)	-
Open	62.32 USD
High	62.32 USD
Low	62.32 USD
Close (prev. day)	62.9154 USD
VWAP	62.32 USD
Volume (pcs)	200
Trading volume	12,464.00
Number of trades	1
Last size	200

Performance and Risk

	6m	1y	3y
Perf (%)	-	-	-
Perf (abs.)	-	-	-
Beta	-0.41	-0.13	0.17
Volatility	-	-	3.37

5y



Information about previous performance does not guarantee future performance.
Source: FactSet

Price data

Ø price 5 days Ø volume 5 days (pcs.)	- USD (232)
Ø price 30 days Ø volume 30 days (pcs.)	62.62 USD (113)
Ø price 100 days Ø volume 100 days (pcs.)	64.58 USD (2,159)
Ø price 250 days Ø volume 250 days (pcs.)	66.30 USD (1,695)
YTD High date	68.51 USD (2024/04/18)
YTD Low date	62.32 USD (2024/07/16)
52 Weeks High date	75.40 USD (2023/08/03)
52 Weeks Low date	62.32 USD (2024/07/16)

Arbitrage views

Exchange	Date	Time	Price	Trading volume (mio.)	Number of trades
Xetra	2024/07/26	17:35	61.09 EUR	0.02	8
Vienna Stock Exchange	2024/07/26	17:32	61.11 EUR	0.00	5
Tradegate	2024/07/26	22:26	61.09 EUR	0.18	31
Stuttgart	2024/07/26	08:08	60.68 EUR	0.00	3
SIX Swiss Exchange	2022/09/	17:35	52.00 CHF	0.00	1

	22						
NYSE	2024/07/26	22:00	66.32 USD	168.99		32,865	
Munich	2024/07/26	08:02	60.66 EUR	0.00		2	
London Stock Exchange	2024/07/16	15:34	62.32 USD	0.01		1	
Frankfurt	2024/07/26	16:50	61.29 EUR	0.02		2	
Duesseldorf	2024/07/26	19:31	61.11 EUR	0.00		7	
Berlin	2024/07/26	08:08	60.61 EUR	0.00		3	

Company profile

Company Logo



Contact Details

GENERAL MILLS INC.

--

1 General Mills Boulevard - 55426-1347
Minneapolis

Telefon: +1-763-764-7600

Fax: +

E-mail: -

Company Profile

-

Members of Management Board

Benno Dorer	Member of Board of Directors
Cheryl Goodwin	Member of Board of Directors
Diane Neal	Member of Board of Directors
Elizabeth Lempres	Member of Board of Directors
Eric Sprunk	Member of Board of Directors
Jo Ann Jenkins	Member of Board of Directors
John Morikis	Member of Board of Directors
Jorge Alberto Uribe Lopez	Member of Board of Directors
Maria Henry	Member of Board of Directors
Maria Sastre	Member of Board of Directors
R. Clark	Member of Board of Directors
Stephen Odland	Member of Board of Directors
Jeffrey L. Harmening	Chairman of Managing Board
Dana M. McNabb	Member of Executive Committee
Jacqueline R. Williams-Roll	Member of Executive Committee
Jaime Montemayor	Member of Executive Committee
Jonathon J. Nudi	Member of Executive Committee
Karen Wilson Thissen	Member of Executive Committee
Kofi Bruce	Member of Executive Committee
Lanette Shaffer Werner	Member of Executive Committee
Pankaj Sharma	Member of Executive Committee
Paul Gallagher	Member of Executive Committee
Ricardo Fernandez	Member of Executive Committee